

FREE BACK ISSUE with new subscription

Volume 3  
Number 1  
Issue 8  
Spring 1998

# LONGBOWS & RECURVES

TRADITIONAL BOWHUNTING AT ITS BEST

*Hunt America In Our*

## Outfitter Issue

How to  
Choose a  
Bowhunting  
Guide

Keeping the  
Kids Involved

Making a  
Wingbone  
Turkey Call

**SAM FADALA**  
Bowhunting  
the Rockies

**GENE WENSEL'S**  
Outdoor Trivia

Display until April 1, 1998  
\$4.49 U.S. • \$5.99 Canada



FICTION  
Healing Woods









**MORE THAN JUST A SUPERB WATERFOWL PATTERN...**

FROM THE MAKERS OF APPARITION™

# FALL FLIGHT



With a three-dimensional pattern designed specifically for disguise among standing and cut corn, flooded timber, marshes, and wheat stubble, Fall Flight provides optimum effectiveness both from above or from a level plane.


Skyline's Fall Flight pattern uses Greg Haskell's signature, three-dimensional approach to offer unparalleled camouflage for the waterfowl environment. Featuring nine fall colors, Fall Flight layers grasses, reeds, branches and dark areas that represent shadows, water and mud for a deceptive combination of foreground and background patterning.

Ask your local dealer for Skyline Apparition™, or call **1-800-997-7955** for a free color catalog. Skyline Camouflage, Inc./ 184 Ellicott Road, West Falls, New York 14170



Greg Haskell's  
**SKYLINE**  
THE ULTIMATE CAMOUFLAGE






20

# **Longbows & Recurves** TRADITIONAL BOWHUNTING AT ITS BEST

Spring 1998

Volume 3, Number 1



24

## FEATURES

### 20 MY TWO FAVORITE BOWHUNTERS *Cory Mattson*

The rewards and lessons of passing on a bowhunting tradition to the next generation are described through a father's eyes.

### 23 KEEPING THE KIDS INVOLVED *Rod Heidemann*

There are many ways to spark a child's interest in traditional archery.

### 24 EVERYMAN'S SAFARI *Connie Peveto*

J.T. Richard describes the mystique and the excitement of an African Safari.

### 27 STEVE TURAY— UPPER MICHIGAN'S SPOKESMAN FOR BOWHUNTING *Robert Dohrenwend*

Our way of life needs a few good spokesmen. Here's a bowyer who talks the talk and walks the walk.



27

## OUTFITTER GUIDE

30 Come on, you really want adventure in unfamiliar country, with just enough help to get there and back? We've got you covered in this collection of outfitter know-how. Start off by reading how to choose the right one.



30



MIDWEST

*Bob Butz*

NORTHWEST

*Rory Cook*

ALASKA, WEST

*Sam Fadala*

SOUTH

*Gene Langston*

NORTHEAST

*Bryce Towsley*

SOUTHWEST

*Jeff Wyckoff*



## 50 MAKING A WINGBONE TURKEY CALL *Larry Long*

You've tried diaphragms, boxcalls, and slate calls. Ever tried a wingbone turkey call? The old-timers did and now you can too with these simple how-to steps.

## 52 TRADITIONAL ARCHERY TURKEYS *Don Stokes*

You've heard about the big gobbler that got away. The fact is that it takes everything the bowhunter has to bring home Mr. Turkey. Here are some tips and suggestions.

## 56 THE HEALING WOODS *A.B. Swan*

Get your tackle and step out for a journey into the crisp fresh air, clean clear steams, primeval forests, and abundant wildlife of the healing woods. Fiction.

## 64 OUTDOOR TRIVIA QUIZ—PART II *Gene Wenzel*

More questions to test your knowledge on archery and the out-of-doors. How did you score last time?

# IN EVERY ISSUE

### 4 SHARPENED POINTS

How-tos, history, and everything in between.

### 6 PUBLISHER'S LETTER

### 7 WRITE ON TARGET

### 12 BIONOTES

### 14 FROM THE WHISPERIN' PINES

Bob Wesley teaches all of us from experience.

### 16 HUNTING REVIEW

Don Francois brings you traditional club news from around the nation.

### 55 CLASSIFIEDS

### 55 ADVERTISERS INDEX

### 59 THE BOW I CARRY

Wally Renner talks of stars and shares his heart.

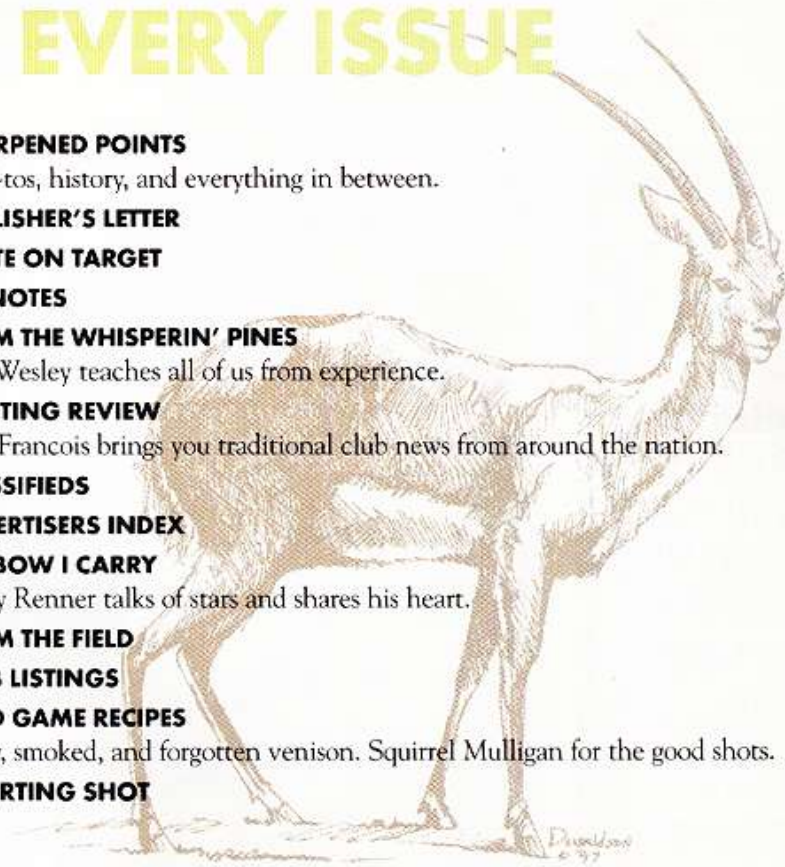
### 60 FROM THE FIELD

### 66 CLUB LISTINGS

### 70 WILD GAME RECIPES

Spicy, smoked, and forgotten venison. Squirrel Mulligan for the good shots.


### 72 A PARTING SHOT



## FRONT COVER

Michael Bates zeros in with his recurve in the Rocky Mountain West.

*Photograph by Judd Cooney*





# SHARPENED POINTS

In our quest to provide you, our readers, with information of interest on anything related to bowhunting, we are introducing a new department we're calling Sharpened Points. Here you will find brief but helpful information, from how-tos to history and everything in between. By the way, have any tips or points to share? We welcome your submissions for this section.

## Point to Ponder

For points that will not pull off in targets, Dan McMahon of Middleboro, Massachusetts advises to take the time to clean out the film of oil left inside the point from the machining process. Clean the inside of the point with a little alcohol or thinner, and dry out thoroughly. Then take a point tapered 5/16" shaft and wrap a small piece of sand paper around the taper. Use it as a reaming tool and score the inside of the

point, tap out the metal filings, and hot melt the point on. Now you are through losing points.

## Second String

The next time you are watching your favorite gridiron team at crunch time reach down the bench for the second string, remember that bowhunters and athletes share a common historical tradition. Martin Hawley, Associate Editor of *Longbows & Recurves*, found



that the term "second string" originated with our English and Welsh longbow forefathers in the thirteenth through fifteenth centuries.

## THREE RIVERS ARCHERY SUPPLY



**WORLD'S  
LARGEST  
TRADITIONAL  
PRIMITIVE  
ARCHERY  
SUPPLIER**

Quality Products  
Fast Service  
Reasonable Prices  
2700 Items in Stock

Send \$2.00 for Catalog #13  
P.O. Box 517 • Ashley, IN 46705  
No Overseas Orders  
[www.3riversarchery.com](http://www.3riversarchery.com)

## IF YOU...

- Love the history and romance of archery almost as much as the sport itself.
- Enjoy the thrill of the hunt AND the thrill of traditional archery competition.
- Want to become a better archer.

Then subscribe to an archery magazine with a refreshingly different perspective:



**INSTINCTIVE ARCHER**  
MAGAZINE  
PO BOX 45299, Boise, ID 83711-5299  
(208) 465-9893

U.S. Subscription Rates: \$12 per year, \$23 for two years (U.S. Funds)  
Canadian Rates: \$22 per year (U.S. Funds) Allow 6 to 8 Weeks for Delivery  
Foreign Rates: \$30 per year (U.S. Funds)

(Check out our web site at <http://www.stickbow.com/instinctivearcher>)



Although the archers of this era took meticulous care of their bowstring, even placing it under their helmets in times of rain, the unavoidable broken string did from time to time occur. The practice of always carrying a "second string" as part of their tackle was a matter of life and death in the crunch time of medieval combat.

### Losing Arrows?

To keep from losing arrows in the snow, Harold White of Palmer, Alaska recommends tying about ten feet of red dental floss to the nock of the arrow. Keep the slack rolled up in a used film canister taped to the bow handle. Red dental floss loses color, bleeds when wet, and leaves a red stain in the snow for easy recovery.

### Limb Tip Protectors

Limb tip protectors are generally made from molded rubber or leather and are designed to be attached over the bow's bottom limb tip. Steve Turay of


Ishpeming, Michigan says that the protectors may not do as good a job as bowhunters believe. Limb tip protectors collect debris between the protector and the limb tip creating a sandpaper effect around the tip of your bow. Over time the trapped debris wears at the finish, exposing the wood core of the limb to moisture. As moisture is absorbed, the wood swells and may cause the limb to delaminate. Remove the tip protector periodically and inspect the limb tip for wear. Remove debris from the tip protector before replacing it on the bow tip.

### Noisy Longbows and Recurves


Bow noise generally comes from the string near the loops at the nock end of the bow. Jack Harrison of Wasilla, Alaska suggests to raise the brace height (fistmele) of the bow by twisting up the string and the noise should stop. Raising the brace height also reduces the actual draw length. The bow will shoot a little slower, however, the five

to ten feet-per-second slower speed does not make that much difference in bringing down a whitetail. The noise that is emitted from the bow, on the other hand, may cause the animal to jump the string.

### Stay Focused

Bob Krout of Acosta, Pennsylvania has a good tip for archers new to 3-D shooting. He says that 3-D courses present easy twenty-yard shots at broadside deer with a tree located five yards in front of the target. The hunter often concentrates, releases, and hits the tree because subconsciously his main focus was the tree, not the target. Bob suggests forming a mental picture of the perfect shot to the target and ignoring the tree. It works for him and it could work for others too. 

Longbows & Recurves™ makes a perfect gift.



(712) 889-2211  
2937 Old Highway #141 • Homick, Iowa 51026



**"Greatest Name In Traditional Archery"**



**Distributed throughout the world**

*"See our products at a dealer close to you, be a part of the Hill legacy, by making your next purchase a Jerry Hill product. Custom hand made, high performance, and sold at affordable prices."*

**Traditional Archery Is Our Specialty.**

515 McGowan Road • Wilsonville, AL 35186  
Phone 205-669-6134 • Fax 205-669-0270



# PUBLISHER'S LETTER

## It's a New Year— Savor It!

As we begin a new year with the spring 1998 outfitter issue, *Longbows & Recurves* is pleased to offer a few articles about a new generation of bowhunters. We know you will enjoy Cory Mattson and Rod Heidemann sharing their views on fatherhood with you in this issue. Kids love to spend time with their dads doing anything. Why not let your kids participate with you in the whole bowhunting experience— scouting, hunting, cleaning, and cooking? Our young people represent a very bright future for traditional bowhunting. Take the time to introduce your boys and girls to archery and the outdoors. A friend told us recently, "If you take your boy huntin', you won't be huntin' your boy!" I think he's right.

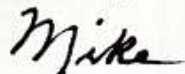
This issue is primarily devoted to guided and outfitted hunts. We offer you perspectives from experienced hunters in various regions of the United States with hunting experiences from the Northeast, South, Midwest, Southwest, Rockies, Northwest, and Alaska. We're sure you'll find this to be useful information.

We introduce our new Sharpened Points department in this issue of *Longbows & Recurves* with tips, how-tos, history, and other short but useful information, and we welcome your submissions. Further, we now have our own internet web domain at [www.Longbows-Recurves.com](http://www.Longbows-Recurves.com). Visit our web site to keep up with the latest at *Longbows & Recurves* and send us comments on how we are doing with your magazine via email.

The Traditional Bowhunting Expo in Hastings, Michigan occurs every January and is worth the trip for anyone with an interest in traditional archery. We'll be there and also in Columbus, Ohio for the Archery Manufacturers and Merchants Organization Trade Show, then to Texas to hunt with friends. Hope to see you in January.

We trust this spring brings renewal for you and your family. Life is but a breath. Savor it.

Sincerely,



Michael K. Stanley



# Longbows & RECURVES

PUBLISHER/EDITOR-IN-CHIEF

Michael K. Stanley

CREATIVE DIRECTOR— Claire W. Stanley

ART DIRECTOR— Shari Hawley

ASSOCIATE EDITORS

Martin L. Hawley, Odis Wilkinson

ADVERTISING MANAGER— Odis Wilkinson

ADMINISTRATIVE ASSISTANT— Nancy Palmer

CONSULTANT— Samir A. Husni, Ph.D.

Thanks to all of our friends.

## DEPARTMENTS

FROM THE WHISPERIN' PINES— Bob Wesley

HUNTING REVIEW— Don Francois

WILD GAME RECIPES— Claire W. Stanley

EQUIPMENT EDITOR— Sam Fadala

*Longbows & Recurves*™ (ISSN 1089-2966) is published quarterly by Longbows & Recurves, Inc., 1828 Proper Street, Corinth, MS, 38834-5199, © 1996 Longbows & Recurves, Inc. Postage paid at Corinth, MS. Subscription Rate in the United States \$15.00 U.S. funds one year. Canada and Mexico \$24.00 U.S. funds one year. Foreign subscriptions \$30.00 U.S. funds one year. The advertiser, its advertising company, and/or the supplier of editorial material will defend, indemnify and hold *Longbows & Recurves*™ and all related legal entities harmless from any liability resulting from any claims or suits for libel, violation of privacy, plagiarism, copyright, or trademark infringement and any other claims or suits that may rise out of publication of such advertisements and/or editorials. A self-addressed stamped envelope (SASE) of the proper size must be included for the return of all submissions. We reserve the right to edit submissions before publication. No responsibility can be assumed for unsolicited materials. Letters to the editor should be designated as such and mailed or e-mailed to the address below. Address all subscriptions, editorials, advertising, address changes, and other correspondence to:

## Longbows & RECURVES, INC.

1828 Proper Street, Corinth, MS 38834-5199 USA  
telephone: 601-287-5003, toll free: 888-732-8784  
fax: 601-287-1214, e-mail: [longbows@sixroads.com](mailto:longbows@sixroads.com)  
web site: [www.Longbows-Recurves.com](http://www.Longbows-Recurves.com)

## Members of:



PBS,  
Professional  
Bowhunters  
Society



SEOPA,  
Southeastern  
Outdoor Press  
Association



OWAA,  
Outdoor Writers  
Association of  
America, Inc.

PRINTED IN THE  
UNITED STATES OF AMERICA  
REGISTERED IN THE UNITED STATES  
COPYRIGHT OFFICE,  
LIBRARY OF CONGRESS,  
WASHINGTON, D.C.

ALL RIGHTS RESERVED



# WRITE ON TARGET

Letters to *Longbows & Recurves*™ should include the name, address, and telephone number of the writer. They should be mailed to Letters to Editor, Longbows & Recurves, 1828 Proper Street, Corinth, MS 38834-5199. E-mail may be sent via our web site at [www.Longbows-Recurves.com](http://www.Longbows-Recurves.com), or through the Internet to [longbows@tsixroads.com](mailto:longbows@tsixroads.com).

## Cover to Cover Congrats

I just received my first issue of *Longbows and Recurves*. Congratulations on publishing a great magazine. Your magazine is interesting from cover to cover. I was especially pleased to see "A Parting Shot" with the Bible verse giving God the glory for the beauty of His creation. Anyone who observes nature as closely as we bowhunters do, can't help but believe in the miracle of creation.

I shoot a Paul Schafer Silvertip and my son shoots a Bruin recurve. I am including a picture of the bulls we shot in New Mexico this Fall.

Keep up the good work. I am looking forward to my next issue. God bless your efforts.

Tom Huiner  
Hinsdale, IL



## Taking Exception

I read Don Francois' ignorant gloating about keeping Louisiana free of "string rifles." His comments reflect why archery may well be banned in the not so far away future. I own and shoot FITA recurves, flat and longbows, compounds and crossbows. I also have spent

many hours defending our sport and our Second Amendment rights.

In Ohio, one half of our archery deer kill is from crossbows. In the twenty-plus years that crossbows have been legal, deer herds and bag limits have increased. Many crossbow hunters would not hunt without crossbows. I would much rather have someone hunting with a crossbow than not hunting. When the socialists and others try to ban bowhunting in Ohio, we will have 15,000 more supporters of our sport due to crossbows. The more people who hunt the better!

I shoot a bow almost every day, [but] some people do not have my time schedule. I would much rather have someone who can only practice once a week use a crossbow than a longbow. Wounded deer don't help our cause.

To paraphrase a wise man, "I may not approve of your choice of hunting tackle, but I will always defend your right to use it."

Best wishes,  
James M. Coombe  
Mason, OH

Dear Mr. Coombe,

If you will take a closer look, I said, "... the Bayou State Bowhunters Association of Louisiana had been successful in killing... a crossbow bill... that would have made the crossbow legal for everyone during archery season." The crossbow is already legal for anyone to use during the gun season and is legal during the archery season for persons who are over the age of sixty or for persons who have a physical dis-

ability. The point of my comment was that crossbow hunters are attempting to infringe upon bow season, and I stand by my comment. I will defend your right to legally use your crossbow, however, I think, as does the B.S.B.A., that crossbows are better suited for gun season.

Don Francois  
Editor, *Hunting Review*

## Making Us Blush

I just received the first three issues of your excellent publication *Longbows & Recurves*, and what a publication it is!

I've been an archer for six years, starting out with a Chek-Mate recurve and three years later becoming romanced by the cast of my custom-made longbow. Since my first arrow, I've shared an intense passion with many other traditional archers in upholding and promoting this wonderful and satisfying pastime. Reading your fine magazine only served to reinforce [to me] that others, like yourselves, share the same common vision—to promote the sport of traditional archery....

Now I've [seen] your superlative efforts with your magazine. Not only was your staff courteous and congenial, but my back issues were delivered in three days! I devoured them all in short order and found myself wanting more. I thought all the articles to be topical, well written, and found your presentation format stellar....

I found your articles on "Equipping for Tradition," and Bob's [Wesley] article on "Traditional Solutions" not only



informative, but helpful. I hope every future issue contains articles of this caliber. Jerry Hill's successive articles on his "Uncle" Howard were not only entertaining and enjoyable, but genuine. I feel as if I know Howard a little more now.

In addition, I have a friend who is dealing in hand-held GPS units, to assist archers and hunters in navigating our rugged coastal terrain. I showed him your article on GP Systems and passed him a magazine order form, so you should expect another faithful subscriber to contact you real soon....

May the Peace of Christ be with you all at Longbows & Recurves. Keep up the good work!

Alan McKenzie  
Port Hardy, B.C., Canada

### It's in the Mail. Honest!

[I] talked to you this summer at the Eastern Traditional Archery Rendezvous in [Coudersport], Pennsylvania. ... [T]he

problem I'm having is that the last three issues of Longbows & Recurves has been on the newsstands and food store racks from one to two weeks before I receive mine in the mail. This doesn't seem fair to a subscriber. Please see what you can do to address this problem.

Respectfully,  
John Crouse  
St. Louis, MO

*L&R: You have a legitimate concern, as we do, about the late delivery of Longbows & Recurves to subscribers. Every effort is made to insure timeliness. We track subscriber calls about late delivery and are working within the Postal Service Regulations for a solution. We appreciate you bringing this matter to our attention, and thank you very much for subscribing.*

### Journal Journeys

I most appreciated seeing [Lee Foote's article on "Keeping A Hunter's Journal"]. I've found keeping a journal essential. It

started as little notes to remind myself of what to bring, proper form, and the right choice of arrows and points for target and stump shooting.... The bits of paper and notes have [evolved into] a spiral binder. I have divided my notes to highlight results of the equipment and other [notes] for personal improvement like: Found my anchor tooth, String fingers got lined up. Bow arm good, but thumb slightly strained. Shoot slower. Relax.

I started sketching plans and even decorations: October '97



*Soda can on a  
wee stick @ 20 yards -*

I am no artist, but these little doodles around the margins set a mood,

### "Ol' Three Toes"

In 1933, Howard Hill went to Wyoming to hunt and to film the movie, *The Last Wilderness*. During that hunt Howard tracked down and shot a black bear whose distinguishing mark was that he had only three toes. The bear was a rogue and made two cubs orphans, so it was extremely gratifying to Howard to be able to harvest this bruin.

We are now offering a LIMITED EDITION bow signifying this event entitled "Ol' Three Toes." This special bow will feature:

- Six laminations, (3 bamboo and 3 yew lams— 2 of each behind the riser / 1 yew and 1 bamboo up the riser).
- CLEAR Glass on Belly over Yew wood / BLACK Glass on Back.
- GABOON EBONY Riser
- GABOON EBONY and YEW Laminated OVERLAYS
- LACED, Hairless BEAR HIDE Handle Wrap
- SILVER INLAYS. (3-Toed Bear Paw on one side / Full Bear on the other).
- Full ENGLISH CHECKER on both sides of Riser / Serial Numbered to 50 and Signed.

**\$750.00 ppd.**



*Howard Hill Archery*

248 Canyon Creek Road • Hamilton, MT 59840  
**406-363-1359**

MasterCard, Visa & Discover Card Orders Accepted.  
Complete brochure available FREE

### Golden Bear Bow Pal™ The Original Patented Bowstringer




Your customers want:  
The Original  
The Finest  
The Safest  
Bowstringer on the Market

**GOLDEN BEAR ARCHERY™**

3031 East Avenue R-12  
Palmdale, CA 93550

c/o F. Don Linde  
Ph: 805-947-0239



Send \$2.00 for  
Color Catalog  
W9664 Hwy D  
Anigo, WI 54409  
715-623-6537



a rhythm for the time, and practice. They help to visualize the time shoot- ing and to eliminate distractions.

*Charles Barnett  
New York, NY*

### The Real Deal

Just wanted to drop you note about an article you published in the Anniversary Issue (V2N4). It's refreshing to read a magazine article written by somebody that actually knows what he is talking about. I have had the pleasure of meet- ing and turkey hunting with Larry Long of North Carolina. Don't be mistaken in a world of so many self-promoters and want-to-bes. Larry Long is the "real deal." He is a real turkey bowhunter and classic southern gentleman. As a fellow turkey bowhunter myself, I know Larry [to be] a class act. Congratulations, Larry.

*Joey Buchanan  
Tucker, GA*

### Off With His Sight

The articles by Bob Wesley helped me tremendously, and I'll always be grateful.

For years I shot a bow off and on. I was a lousy shot by using instinct and an old recurve, but I still tried. In my mid-twenties, I purchased a Dan Quillian [Patriot] takedown recurve while in the army. It was on and off the rack for a few years before I used a sight given to me by a cousin. My shooting got better, but my consistency wasn't there.

After reading Bob's articles, I threw away my sight. [I] am now confident in my shooting and have that well-needed consistency. I am thrilled to shoot my eight-year-old recurve.

*Ivan Cales  
Alderson, WV*

### Well-Placed Points

I just read "Getting to the Point with Broadheads" in V2N4, and it made me

think about my own set up. I am a firm believer in a heavy shaft and complete arrow penetration.... We are all differ- ent and have different opinions and equipment.

I use a reflex-deflex Silver Frost longbow [shooting] fifty-six pounds at 25 1/2 inches.... My hunting arrows are tapered ash shafts weighing about 420 grains. Combining the ash shaft with my 190 grain Ribtek [broad- head], I have a very heavy but efficient hunting set up. While shoot- ing broadheads at twenty yards one day, a friend and I noticed that he had only four inches more penetration than I [did, and] he was he was shoot- ing a compound.

[Regardless of arrow weight], tradi- tional and primitive shooters must make well-placed shots to take clean, quick kills....

You have a great down-to-earth magazine. I enjoy each and every [issue]. They're like a fine wine. They get better with age. Keep your arrows

## KUSTOM KING ARROWS

YOUR  
COMPLETE  
SOURCE FOR  
TRADITIONAL  
ARCHERY  
SUPPLIES

- ▶ The finest arrows available anywhere featuring Kustom King's Tapered Cedar Arrows
- ▶ Top selection on recurves and longbows
- ▶ Gloves, armguards and quivers
- ▶ Feathers and broadheads
- ▶ Parallel shafting and arrow supplies
- ▶ Premium hardrock maple shafting
- ▶ Classic aluminum arrows
- ▶ Books and videos
- ▶ Youth equipment
- ▶ Self Bow Building Supplies
- ▶ Much more

1-800-769-6644  
(219)769-6640

Fax #219-769-6641  
1260 E. 86th Place,  
Dept. LR  
Merrillville, Indiana 46410  
www.kustom-king.com  
email: info@kustom-king.com



Rely on our experience. Call or write for our new catalog today! Dealer inquiries invited.

We're not the  
cheapest and  
we don't work  
fast but we are  
the best!

Its not bragging  
if you can back  
it up. We back  
it up with every  
bow we build.

**CUSTOM**  
Traditional Longbows  
Bushbows  
Crittter Gitters  
Ghost Recurves

**EXCLUSIVE**  
"Jack Knife"  
folding bows

"Professional"  
Bow Quivers



### GREAT NORTHERN BOWHUNTING COMPANY

201 North Main,  
P.O. Box 777, Dept. LR  
Nashville, Michigan 49073  
Phone (517) 852-0820  
Fax (517) 852-2082  
www.mvcc.com/bu/gn b co

Send for free color catalog



## Fedora's Custom Bows

*The finest in handmade recurve,  
long & flat bows for over 38 years*



- Recently tested 55# recurve at 241 fps
- Variety of exotic wood & lams – your choice
- Custom made to your specifications & shooting style

Call today for more information on the quality bows available.

**Fedora's  
Archery Shop**

115 Wintersville Road, Dept. LR  
Richland, PA 17087 • (717) 933-8862

## Fedora's Bowmaking School

Come and learn the art of bowmaking for fun or business. Training custom bow makers for over nine years. Also *seminars* in instinctive shooting; freezing; target panic; arrow making; string building. One-on-one, no groups. VA approved.

Call today for more information.

**Fedora's Archery Shop**

115 Wintersville Road, Dept. LR  
Richland, PA 17087 • (717) 933-8862



straight and true, [and] watch your top knot.

Jim Green  
Louisville, KY

### Broadhead Physics 101

[I] just received my second issue of *Longbows & Recurves*. Great job again and happy anniversary! When I put in for my subscription, I ordered one for the local archery range proprietor as a gift. I noticed a lot of the "wheel bow" guys thumbing through it, especially when they're having a bad day. I hunted with a compound for fifteen years, and picked up a recurve for the first time this February. It was love at first flight. A couple [of my compound buddies] have actually bought recurves mostly because they see the fun I'm having with mine.

I have one specific question. In the article entitled "Getting to the Point with Broadheads," Dr. Robert Holmes was quoted as saying: "Remember your high school physics? Force is a factor of mass multiplied by acceleration, or if you prefer, weight times velocity." If I recall my ballistics from cartridge reloading days, the formula for kinetic energy is velocity squared times mass, which would indicate more energy is available as speed increases.

Another expert put it this way: "If you dropped a ping-pong ball and a golf ball from equal heights over a snow bank, which would penetrate farther?" I, like most, believe the golf ball would [penetrate farther]. Now, if one considers the acceleration force of gravity on both the ping-pong and golf ball as being a constant (which I do remember from high school physics), then mass obviously is the determining factor. This would be true if the formula was [either] velocity times mass or velocity squared times mass, so the jury is still out. Either way, the golf ball wins.

One other concept which was not stressed, but an underlying tone in the article is *ballistic coefficient*. It centers around the concept of a *perfect projectile*, one having a streamlined profile

[with] low drag. In bullets, think of a boat-tailed rifle bullet as being a good coefficient, but a flat-nosed wad cutter as being poor.

Could Dr. Holmes comment on the squaring of velocity point I made? Perhaps I'm invoking the wrong law of physics? Don't get me wrong, I believe from the golf ball/ping pong ball example that heavier is deeper. I'd just like to know the why behind it. Again, I love your magazine, its content, format, and spirit.

John T. Hutten  
North Tonawanda, NY

### Broadhead Physics 102

You bring up some good points about physics and, in essence, arrow penetration. The physics questions are somewhat straightforward to answer. The penetration question is much more difficult because many more variables must be considered. One has only to bring up the subject of arrow physics or penetration on an Internet discussion site to watch the arrows fly (no pun intended).

I went back to my reloading manuals and found the formula to which you referred. It truly is velocity squared, but it is really not relevant in this case. The reloaders are much more concerned with sectional density and bullet shape than are archers with arrow shapes. Sectional density (or simply, how an arrow or bullet deposits its energy as it travels along) is important, but complicated, and is related to your golf ball and ping-pong ball analogy.

We still don't have a good grip on the fact that an animal is just as dead, whether it is shot with a recurve propelling an arrow at 180 fps or a compound propelling an arrow at 250 fps. I believe that the main limiting factor in all of this discussion is the ability of a hunter to take a high percentage shot and put an arrow with a sharp broadhead consistently in a kill zone. Everything else is luck.

Robert A. Holmes, DVM, PhD  
Baton Rouge, LA



**Longbows  
& RECURVES**

[www.Longbows-Recurves.com](http://www.Longbows-Recurves.com)

## ROGUE River ARCHERY

WORLD FAMOUS  
FIRE KILLED OLD  
GROWTH PORT  
ORFORD CEDAR

WE MAKE OUR OWN  
TAPERED & HAND SPINED  
SHAFTS

CECIL & PAULA  
DRISKELL  
4244 LEONARD RD.  
GRANTS PASS OR.  
97527

PH.# 541-474-6886  
FAX 1-541-474-4441  
1-888-8ARROWS

Full Line Traditional / Full Time

Call or write for catalog

## SALYER TRADITIONAL ENT.

90 Leroy Street, Box 173, Buckeye Lake, Ohio 43008

LORRAINE SALYER, OWNER  
Dealer Inquiries Welcome

(614) 929-4481



## PRONGHORN CUSTOM BOWS

Longbows - Recurves

HERB MELAND-BOWYER

2491 WEST 42ND STREET • CASPER, WY 82604  
(307) 234-1824 (EVENINGS)

\$1.00 FOR BROCHURE

## Northern Mist Longbows

Steve Turay  
280 Gold Street  
Ishpeming, MI 49849  
(906) 485-5480



CUSTOM  
Longbows  
and FLATBOWS

## Why Not Make Your Own Bow?

WITH MATERIALS AND PROCEDURES FOR LAMINATING AND SHAPING  
TRADITIONAL BOWS — AND ALL AT A VERY LOW PRICE

Offering Bow Kits and Laminations for Building  
Recurve, Take-Down Recurve, Long Bows and Youth Bows

Tell me again  
how you actually  
built that bow  
all by yourself!



"Building  
Your Own Bow"  
Videos

### FEATURING

- Fully Illustrated Instructions, Blue Prints & Instructional Videos: Recurve, Take-Down Recurve & Long Bow, Video Formatting in NTSC (North America), PAL & SECAM
- Bow Laminations - Maple Coreflex - Super Action Tapers & Parallels in Natural, Brown, Gray & Green Mtn. Camo, Red Elm, Osage, Black Walnut, Zebra & Bamboo
- Risers, Laminated Blocks in Natural, Brown, Gray & Green Mtn. Camo, & Accent Strips
- Laminating Press Kits
- Epoxy Glues - Epon/Versamid, Ciba Geigy & Smooth-On
- Phenolic/Micarda in Colors
- Rose City Archery Premium Port Orford Cedar Shafts
- Bow Accessories, Glass Shafts & Supplies

SEND \$3 FOR CATALOG

**BINGHAM PROJECTS, INC.** Since 1958

Serving the International Communities for Over 30 Years

1350 Hinckley Drive, Dept. LR, Ogden, Utah 84401-3375

(801) 399-3470 • 24-Hour FAX (801) 399-3471 • [www.binghamprojects.com](http://www.binghamprojects.com)



Authorized Distributors  
of Gordon Plastics, Inc.

Products:

BO-TUFF  
CORE-TUFF  
CARBON UNI  
ULTRA S BO-TUFF  
E-BIAS  
UNI-WEFT  
POWER-TUFF

NEW  
100 & 200 PIECE  
PRICING

C.O.D. ORDERS

## BUTLER'S Traditional Bowhunting Supplies

Wildcat Canyon

1031 County Road 141


Durango, Colorado 81301

(970) 247-2894 Voice

(888) 495-9159 Toll Free Fax

We are big enough to meet ALL YOUR NEEDS  
Small enough to meet YOUR SPECIAL NEEDS!

Send \$2 for our catalog today!



\*Custom arrows...  
our attention to detail is what  
make these the best money can buy

\*Custom shafting...  
we personally do the selecting,  
tapering, & barrel tapering

\*Custom bows...  
selected through field testing

Leather Goods  
Books  
Videos  
Tools

Just beginning or returning to  
traditional archery and need a  
little advice? We're here to help.





# BIONOTES

**Bob Butz**, bowhunter and Associate Editor of two outdoor magazines, hunts not only in his home state of Michigan, but all over the United States. He tells us a bit about the Midwest in this issue.



**Rory Cook**

Residing in northeastern Washington, **Rory Cook** has been hunting and fishing all of his life. God has blessed Rory with an understanding wife, two daughters, and opportunities to hunt big game in many western states.

**Robert E. Dohrenwend** is a resident of Pelkie, Michigan. He brings a rich tradition of longbow experience with him from the forests of the Upper Peninsula. Robert also brings to *Longbows & Recurves* his skills as a writer, translator, and military historian.

**Steven Donaldson** was introduced to hunting and fishing early in his life. A gifted artist, Steven sees nature as a treasured gift and endeavors to enjoy and share his perspective of nature through his art.



**Steven Donaldson**

A full-time writer for over eighteen years and the author of twenty-two books, **Sam Fadala** has had a love for the out-of-doors since he was a child. His writing covers a wide spectrum from blackpowder gunsmithing to centerfire shooting, bowhunting, and camping.

With an eighteen-year background in bowhunting, **Rod Heidemann** applies a committed spirit to bringing along the next generation of archers in America. Rod was a founding member of the Iowa Traditional Bowhunters Society along with many other bowhunting accomplishments.

**Gene Langston** has always lived in the South and has been shooting longbows and recurves for the past eighteen years. As Chief Deputy of Oconee County, Georgia, he's a law enforcement officer by profession, and a bowyer by avocation.

## CONTRIBUTORS

Brent Bennett  
Jay Brown  
Steven Donaldson  
Richard Stubler

## DEPARTMENTS

Sam Fadala  
Don Francois  
Bob Wesley

Traditionalist **Larry Long** of Locust, North Carolina again shares with *Longbows & Recurves* readers more of his turkey hunting wisdom.



**Cory Mattson**

**Cory Mattson** of Sanford, North Carolina is a true-to-the-core traditional bowhunter and regular P.B.S. member. He shares his outdoor experiences not only with our readers but also with his family.

Writing has been a lifelong hobby for **Connie Peveto** from Orange, Texas while bowhunting is a relatively new one. Her enthusiasm for traditional archery is reflected in her first published article for *Longbows & Recurves*.



**Connie Peveto**

A bowhunter and woodsman from Ripley, Mississippi, **Don Stokes** is always willing and ready to help the neophyte traditionalist. Don has brought many people into the traditional fold.

**A. B. Swan** is a pseudonym for a well-known bowhunter who enjoys writing fiction, but if A. B. were real, his Bio would read: Home schooled in Sonora, Mexico, A. B. attended Berkeley where the grip of wanderlust overtook him. He gathered what funds he could and headed for Alaska where he lived off the land with bows and arrows.



**Bryce Towsley**

**Bryce M. Towsley** lives in Vermont with his wife and two children. He is a professional hunting and fishing guide, outdoor writer, and photographer who has published hundreds of articles.

An outfitter from Munds Park, Arizona, **Jeff Wyckoff** finds himself fortunate to be able to hunt in the game-rich southwestern United States. He explains why in this issue.



**Jeff Wyckoff**

Professional bowhunter, guide, and writer **Gene Wensel** puts you to the test in another Outdoor Trivia Quiz.



## Sauk Trail Archery & Wilderness Hunts

Canadian Bear & Deer Hunts  
Colorado Elk  
Fully Guided & Drop Camps  
Also Offering the Finest Custom Bows

**The Spirit** is our 1-piece custom recurve in 58" and 60" length. This sleek, compact, easy-to-handle bow is a favorite among recurve shooters. We have designed this bow for speed and maneuverability and features our unique handle design which you will find in all Sauk Trail bows.

Soon to introduce two new custom longbow models. Finest quality, at an affordable price. Call or write for free brochure.

Jerry Roberts  
P.O. Box 741  
Worth, IL 60482

Ph: 708-489-9780  
708-361-3762

## Serving the Traditional and Primitive Archer since 1984

Welchman Longbows  
Mahaska Custom Bows  
Blue Ridge Archery  
Hollenbeck Archery  
Robertson Stykbow  
Howard Hill Archery  
Medicine Stick Selfbows


Custom Cedar Arrows and Accessories

DISTRIBUTOR OF  
Rose City Archery  
Port Orford  
Cedar Shafts

Send \$2 for catalog    Worldwide mailorder    Visa and Mastercard accepted

### SILVER ARROW ARCHERY

106 Fordway Ext. Dept. LR  
Derry, NH 03038 (603) 434-0569  
www.silverarrowarchery.com



## ACADIAN WOODS BOWS, INC.

"Traditional Archery's Best Kept Secret"

True Custom Recurves and Longbows

Bowyer - Tim Mullins  
Call or write for free brochure

61410 Salmen Ave. • Slidell, LA 70460

(504) 643-3229

MasterCard    VISA



No Catalog

## Hunters Rendezvous

### Traditional Archery & Muzzleloading Supply Post

**Largest & Best Stocked Store in New England**

Custom-Made Longbows, Recurves, Custom Cedar Arrows & Accessories.  
Over 100 Custom Bows in Stock at All Times.  
Antique, Reproduction & Custom Muzzleloading Firearms.  
Largest Selection of Custom-Made Muzzleloading Rifles in New England.  
Barrels for T.C. Hawken & Renegade.  
Handcrafted Authentic Accoutrements.  
Buckskin Clothing • Dealer for Shiloh Sharps

**When In New England, Stop By And See Our Store.**

Rte. 119 (South Road)  
Pepperell, Massachusetts 01463  
(508) 433-9458 • Fed. Lic. #05976  
Exit 31 Off Rte. 495, 11 Miles West On Rte. 119 - Look For The Log Cabin



## King of the Mountain

Bighorn Bowhunting Company  
Omnitherm® • Proline Outfitters™

"You've Never Been This Comfortable Before"

### 100% Virgin Wool Camouflage

Machine Washable • Lifetime Warranty

Custom fit to you  
Retains heat in the cold • Quiet • Durable

Comfortable as day warms  
Keeps you warm in wet weather

Shirt • Jackets • Coats  
Caps • Pants • Vests • Bibs • Gloves  
Belts • Suspenders • Packs

### Don't You Deserve the Best?!

Send \$3.00 for your new King of the Mountain/Bighorn Catalog

Gale Wisdom  
2633 State Hwy. D • Dept. LR  
Jackson, MO 63755 • (800) 903-5468  
(573) 243-3059 • fax: (573) 243-0354  
e-mail: flntchip@mvp.net


MasterCard    VISA    Discover    American Express

## SKY ARCHERY

### 'A LEGACY OF PERFECTION™'

Earl Hoyt Jr. has established a 'Legacy of Perfection' in the design, quality and performance of traditional longbows and recurve bows spanning 60 years. If you truly appreciate the finest in traditional archery, nothing says it better than SKY.


Order direct if no dealer in your area.  
For catalog contact:



SKY ARCHERY CO., Inc.  
11510 Natural Bridge Road  
Bridgeton, MO 63044  
314-731-1600  
Fax: 314-731-1310    On the internet at: www.bowhunting.net



# FROM THE WHISPERIN' PINES by Bob Wesley



## Applying Traditional Shooting to the Hunt

There is special magic in shooting a bow the traditional way. Truly it does seem to calm the spirit and bring a warm inner glow of gratification to the bowman.

A sleek recurve or longbow fits lightly in the hand and when drawn to anchor, the sight picture is clean and unobstructed. There is no need to look through a rear peep, select a sight pin, or be anxious that the bubble that levels the bow is in the center. The bowman who has grooved in good form has worked at obtaining correct hand placement on the bow, the lateral bow arm elbow, and the low bow shoulder. The three-point anchor feels solid, stable, and secure, and the muscles of the upper back are supporting the load of the bow string. The point of the arrow finds a secondary aiming spot below the primary spot as the bowman centers his focus on the tennis ball size spot he wishes to hit just behind the front leg of the animal.

Suddenly the arrow is on its way and the bowman sees the flight from the time it leaves the bow until point of impact. What a wonderful approach to hunting with the bow. What a special joy to do it the traditional way.

Years ago, I stood in awe while watching the great

Howard Hill shoot arrow after arrow across his front yard and into his target some seventy yards away. He casually drew his bow smoothly as if in rhythm with a musical beat, reached anchor, and released. The entire shooting cycle took place with such repetitive grace and style that it seemed effortless. The arrows streamed across his yard and settled into a group no larger than a baseball cap.



*When making a hunting shot, the traditionalist should use the same timed cycle as when practicing.*

"Howard, how can you shoot so smoothly with an anchor of no longer than a second?" I asked.

"Bob, once you've done your homework, you've also pre-shot your arrows. From the time you reach for your arrow until you release, your thinking should be shot placement." What Howard was saying was that each individual has an optimal time for his shooting cycle or process of shot execution. Once this is determined, he should adhere to it under all conditions. When working at daily practice it is essential that each arrow be shot as perfectly as possible in order to establish correct muscle memory. In the beginning the archer may find that several seconds are required for him to check his form, shift his holding power into his back, and execute his shot. In time, this interval will become shorter.

While attending the Olympic Archery finals in Atlanta this past summer, I carefully noted the time intervals used by the Olympic archers as they placed arrow after arrow inside a four-inch circle at seventy meters. This interval was between five and eight seconds. The traditional archer does not have to line up a knot on his bowstring with his bow, place a pin on his target, or carefully



judge the wind. One second is ample time for the average traditional archer to come to anchor, check his form, aim, and release his arrow.

There is one thing of great importance, however. When making a hunting shot, the traditionalist should use the same timed cycle as when practicing. To anchor an extra two seconds because the large buck below must be hit perfectly will only defeat the bowman's purpose. The motivation to kill game cleanly should occupy a central place in our hunting ethic. The place to honor this motivation is not in the tree stand, but rather at the practice butts by conducting regular, planned training sessions with emphasis upon the basics of correct form and aiming.

Once Howard found himself facing a charging six-hundred-pound lion in Africa. On this particular occasion he was alone without backup of any kind. He had already carefully shot two arrows into this lion and now the lion had turned and charged him face on. The


lion was airborne in a final leap that would crush Howard. Howard released his drawn arrow and lunged to his left.

*With traditional, you can  
watch the flight of the  
arrow from the time it  
leaves the bow to the  
point of impact.*

This final shot struck the lion in the eye and exited at the back of the skull. The lion died in midair and landed behind Howard. I remembered how Howard held me spellbound as he told of this exciting incident and then said, "Bob, I didn't shoot that last arrow—God did." Years later, I held this lion skin in my lap. As I stuck my finger through the arrow hole at the base of the head hide I thought back over this incident. My thought was "Yes, but the way God did

this was by grooving it into your subconscious until you could execute the shot without even being aware of it."

When hunting the traditional way, the bowman should enjoy the sleek unencumbered longbow and the absence of sights, levels, peeps, and stabilizers. However, he must pay his dues at the practice butts. Regular practice sessions should be conducted with an emphasis on the perfectly executed shot. Selection of primary and secondary aiming spots should be practiced until they become second nature. The holding cycle should be found and grooved in.

Once correct form is established and arrows are grouping, the archer should concentrate on aiming with emphasis upon a uniform time cycle for shot execution. Then when that big buck comes slipping through the forest under the tree stand, the traditional bowman can give special thanks that he is hunting the traditional way. 

## Flint Chip Archery

2633 St. Hwy. D, Dept. LR  
Jackson, MO 63755

Full line Traditional Archery  
Supplier


We stock lots of books and videos!

Many Famous brands of Bows

A Full Time Family Business

800-903-5468

send \$1 for catalog & gift certificate  
www.bowhunting.net e-mail: flitchip@mvp.net



573-243-3059  
FAX 573-243-0354

*Don Brown*

Traditional Archery  
Productions

Longbows, Arrow & Leather Goods  
for the Traditional Archer.

Send \$1.00 for catalog.

5220 Carlingford Avenue  
Riverside, California 92504



**GREAT PLAINS**  
Traditional Bow Co.  
Call us or check with your local Pro Archery Dealer  
Ph 806-665-5463 Fax 806-665-3035  
314 W. Foster • Pampa, TX 79065




# HUNTING REVIEW

by Don Francois



## Cornhusker Archers Active

 When I last spoke to Keith Southworth, past president of the Nebraska Traditional Archers (N.T.A.), he had just returned from an antelope hunt in the western part of the state. Keith said that he had planned to use the tried and true method of hunting the antelopes over a water hole, but that it rained the whole week he was there and his hunt-the-water-hole plan was a wash.

Plan B was to use one of those plastic antelope decoys to get a curious buck to approach to within bow range. That plan also fell victim to the elements because the strong wind blew the decoy's head off. Other than that and not seeing an antelope anywhere close to bow range, Keith said that he had a great time and was looking forward to trying again this fall.

The N.T.A. was incorporated in March of 1996 and has over 130 members. The organization holds three shoots a year with their "big shoot" coming over the Labor Day weekend.

According to Keith, a typical club shoot is a relaxed affair and is noncompetitive. The shoots may feature seminars on such things as flint knapping and there are usually several vendors present.


In addition to shoots, the club holds workshops on making bows, strings, arrows, and other traditional equipment. All of these workshops are open to the public. They also encourage experienced traditionalists to pull old bows, arrowheads and quivers out of their attics and to display them at meetings. By inviting the general public to their gatherings and workshops, Keith says that they arouse interest in traditional archery and attract potential new members.

Because of their open-to-the-public attitude and their educational and informative workshops, the organization has received assistance from the Nebraska Game and Parks Commission. This support has made possible the use of some of their facilities for certain club events.

Keith reports that besides the great antelope hunting, Nebraska has an overabundance of deer in some areas and residents who get special permits are allowed to take up to six deer with primitive weapons. Nonresident hunters can find plenty of public land with good deer herds. You might want to check out Nebraska for a shoot this summer or a hunt this


fall. If you decide to go, I know where you can pick up a slightly used antelope decoy cheap!

## Bama Tourney Benefits Children

 The Alabama Society of Traditional Bowmen put on the annual Children's Hospital Shoot the last weekend of April. John Kimbrell turned over the office of organization president to Terry Harris on January first. John served as president for two years. He reports that although last year's shoot was plagued by rain, it was successful and all proceeds were donated to the Children's Hospital of Alabama.


John said that this year's shoot should be great and will have twenty-five brand new 3-D targets which were donated by various individuals and archery concerns, such as *Longbows & Recurves* magazine.

## Indiana Traditional Growing

 The Indiana Traditional Bowhunters Association has sixty members and has been in existence seven years. Chairman O.J. Cornegst says that membership is growing slowly but steadily. The club puts on three one-day shoots and one two-day shoot, which this year is tentatively scheduled for the second weekend in July.

The shoots are open to the public and are low-key affairs which emphasize participation and enjoyment over competitiveness. The club holds its shoots near Austin, Indiana, which is only thirty miles from Louisville, Kentucky. Many of the club's members hail from the Bluegrass State.

## Traditional Clubs Abound in North Carolina

 When researching the traditional archery clubs in North Carolina, the first thing that I found out is that there are several of them. I spoke to Bob Ware of the Tarheel Traditional Archery Club, a two-year-old organization with twenty-five members. I also spoke with Don Ward of the Piedmont Traditional Archery Club which is only one year old and already boasts sixty-five members, and Ken Byrd of Little River Stickbows from the central part of the state with forty members. All of these clubs hold shoots and a couple of them are involved with hunter education.



All of the people I spoke with see traditional archery becoming more popular in North Carolina.

The one club with statewide membership is the Carolina Traditional Archers. This is a loose-knit group of eighty to one hundred members, depending on when you take a head count. The Secretary, Bill Stroop, indicates that the club is working harder to get members involved and to let more people know who they are and what they are doing.

Carolina Traditional Archers will hold their first annual statewide shoot in Catalba County on the 29th, 30th, and 31st of May, 1998. Bill promises that there will be something of interest for everyone. Scheduled special guests include bowyer Jerry Hill, writer Monty Browning, and Longbows & Recurves' own Bob Wesley.

If you can't make the May shoot, North Carolina is experiencing growth in the size and quality of their deer herds and might be a place to consider for a hunt this fall.

## Meanwhile, Down in Georgia


It is no secret that one of the best traditional clubs in the Southeast is the Traditional Bowhunters of Georgia (TBG). The members have reelected Joey Buchanan as president. Joey was also this year's recipient of the club's Sinew Spirit Award given in recognition of his work on behalf of the TBG.



Guest speaker, Monty Browning (left), President and recent Sinew Spirit Award Winner, Joey Buchanan, and 1996 Sinew Spirit Award Winner, Jim Norris at the TBG banquet.

The club held their annual banquet this past August and guest speaker Monty Browning gave a slide presentation and told the audience how he had recently taken the Pope and Young world record brown bear with his longbow at a distance of only nine yards.

The club will be busy again in 1998 with many projects, including their Bowhunter Education Program and the Archery Kid's Camp offered through the National Wild Turkey Federation J.A.K.E.S. Program.

Joey says that if you are in the area, TBG welcomes you to stop by at one of their events and share in some bowhunting talk. 



**CALL OR WRITE FOR INFORMATION ON OUR GREAT HAND CRAFTED BOWS.**



**Custom**  
Recurve & Longbow

(803) 776-3832  
P.O. Box 9625  
Columbia, SC 29290



## BOWHUNTING SAFARI CONSULTANTS

- Organized Specifically for Bowhunters by Bowhunters
- Africa
- North America

**Priced LESS than you may imagine!**

# 1-800-833-9777

P.O. Box 23906  
Eugene, OR 97402  
Fax: (503) 461-0857

## RAPTOR ARCHERY

TRADITIONAL AND RECURVE  
ARCHERY SUPPLIES



**STAVE/STILLS** • Yew • Osage • Hickory • Ash • Vine Maple • Mulberry • Oak

**CUSTOM ARROWS & FAN STILLS** • Hard Maple • Fir • Alaskan Yellow Cedar

**CUSTOM FIBERS** • Saxon • Knight • Raptor Selfbows

**Braintanned Hides** - Deer, Elk & Moose  
Selfbow building tools & supplies  
Arrow building tools & supplies  
Custom Quivers - Leather & Fur  
String Material - Dacron & Linen  
Sinew - Deer, Elk & Buffalo  
Books • Videos • Used Bows



Catalog \$2.00

Ted Fry  
923 11th Street, Dept. LR • Hood River, OR 97031  
(541) 386-4503 • Fax (541) 386-2434  
[raptor@gorge.net](mailto:raptor@gorge.net)



## 21st Century Longbows

Simply The Best Gets Simply Better

21st Century Longbows are designed to be user friendly, no hand shock, fast, stable and they shoot where you look. The reflexed longbow limb extends the smoothness of the draw and prestresses the glass to gain the maximum advantage in using fiberglass and **graphite** in laminated longbows.

For a color brochure and Norb Mullane test report send \$2.00 to:  
**21st Century Longbow by B&J Archery**  
 P.O. Box 8461 • Jacksonville, TX 75766  
 (903) 586-0715 • Fax (903) 586-5496



## Hummingbird

### CUSTOM BOWS

- Fast One Piece
- Quiet Take Downs
- Beautiful Target Bows
- Smooth Long Bows
- Customized Grips

For Brochure Send \$1.00 with SASE

**Ben Graham**  
 9631 Vineyard Road, Dept. LR  
 Mt. Pleasant, NC 28124  
 (704) 436-2509

# CLASSIC BOW PROTECTION

## QUICK DRYING POLYURETHANE

BOW FINISH & ARROW SEALER

TOUGH AND DURABLE WEATHER COAT  
 FOR ARCHERY EQUIPMENT

FLEXIBLE, NON-CHECKING IN COLD

EASY TO APPLY (SPRAY OR DIP)

DRY TO TOUCH IN 10 MIN. RECOAT IN 30 MIN.

ECONOMICAL, LOW TOXICITY,  
 NO CATALYST MIXING, NO SPECIAL THINNER

CLEAN UP AND REDUCE WITH LACQUER THINNER


DISTRIBUTED BY:  
 **THUNDERBIRD TRADITIONAL ARCHERY**  
 1090 "G" STREET N.E.  
 LINTON, IN 47441  
 (812) 847-1995

## The Whisperin' Pines Archery Camp

### Experience the Magic

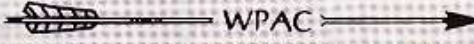
A lively two day workshop designed to enhance your enjoyment of traditional archery.

- Scenic Southern setting.
- One-on-one professional instruction by a forty year veteran on a private 3-D range; form, aiming, learning the perfect practice session.
- Pre and post camp video critique.
- Learn to make those shots from tree stands, to win at 3-D shoots, and to make moving shots.



For a free brochure, contact:

**Bob Wesley**  
**348 Holliday Drive • Poplarville, MS 39470**  
**Phone (601) 795-8727**

 **WPAC**

Bob Wesley has been in archery for over forty years. He is a former president of the Mississippi Archery Association, has served on the board of directors for the Mississippi Bowhunters Association, holds many state titles and the 1982 Howard Hill World Archery Championship. He received personal instruction from Mr. Howard Hill. Bob was inducted into the Mississippi Bowhunters Hall of Fame in 1989.

## Horne's Hardwoods & Laminations

Wide selection of handle woods. Over 15 species of laminations in stock. These woods are cut for their beauty under glass, and ground for highest performance capability.

**We now stock glass!!**  
**"Satisfaction Guaranteed!"**

**Horne's Hardwoods & Laminations**

Mark Horne  
 P.O. Box 1107  
 Boyd, TX 76023  
 Shop (940) 433-5906



## Christian Bowhunters of America

**Exalting Christ  
 as Creator!  
 Savior!  
 Lord!**

For membership information or to  
 inquire about spiritual matters, write:

**CBA**  
**3460 W. 13th St.**  
**Cadillac, MI 49601**

Genesis 1:1 \* John 3:16 \* Matthew 5:16




<http://www.goshen.net/cbaa>



# Longbows & Recurves™

TRADITIONAL BOWHUNTING AT ITS BEST

S P R I N G 1 9 9 8



This spring issue of *Longbows & Recurves* is packed with entertaining and informative feature articles designed to engage you, the traditional archer, in everything from tips on bringing in that gobbler to promoting the stickbow way of life to the next generation.

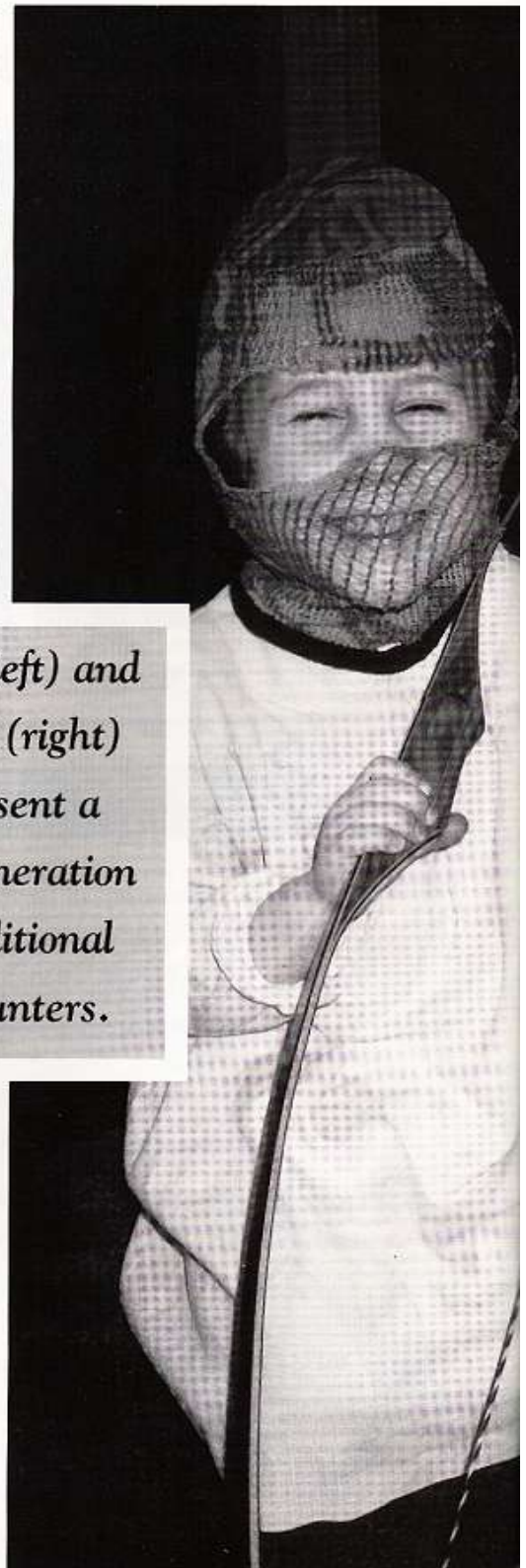
If the gusto of an African Safari bowhunt is the quest you seek, you'll find encouragement this issue in Connie Peveto's "Everyman's Safari." And, for those of you who tell us from time to time that "the medicine for what ails ya," is some quality time alone in the back woods, take a look at A.B. Swan's "Healing Woods."

In these days of "hunter bashing" and the assault on everything that the traditional bowhunter is about, from ethics and harvesting to family values, it's encouraging to present stories about spokesmen like Steve Turay, who defends this way of life and informs nonhunters of the positives of archery, positives that serve not only the hunter but also provide effective, humane wildlife management.

Printed words can't replace a quality bowhunting trip, but they sure can stand in for a bow and a few arrows during those nonhunting hours. Have a great 1998 spring season. Better yet, have a *trophy* bowhunting season all year long.



# My Two Favorite



*Kelsy (left) and  
Diana (right)  
represent a  
new generation  
of traditional  
bowhunters.*



# Bowhunters

Training the next bowhunter generation assures a bright future for our way of life.

text and photography by Cory Mattson

Lately I have been spending more and more time with my daughters. Fishing has always been a preferred outdoor activity with us, as is camping. As the girls grow older, they have been introduced to new outdoor activities. Now I realize that they have become my two favorite bowhunters. That could be because I am a traditional bowhunter. Through the years I have had many apprentices to the art of bowhunting. Little did I realize I was being prepared to teach my own children.

About eleven years ago my wife June and I were blessed with a child. We named our baby girl Kelsy. Four years later we had another little girl. Our daughter Kelsy named her new sister Diana. By the time her sister arrived, Kelsy had already shown a fondness for animals, the outdoors, and hanging with dad. That same year Kelsy began to shoot the longbow instinctively. By the time Kelsy was eight years old, and well into her second bow, Diana decided to try the little longbow. The bow was never pushed on either of them. Even now they are only allowed to shoot under direct supervision by myself or my wife. But one thing is obvious. They both love to shoot longbows! Although my wife June does not hunt, she is always supportive of the girls hunting and oversees their practice sessions while I am at work.

About a year after my initial instructions on form and safety to Diana, we were all out in the yard enjoying a beautiful day. Diana asked, "May I shoot the bow?" I replied, "Sure, remember to be careful." She got in front of those bales and shot very well for about a full hour. That's a mountain of concentration for a five-year-old. She became an archer that day, and with only the slightest encouragement both girls jump at the opportunity to shoot bows, fish, camp, and hunt. Yes, without a doubt, they are my two favorite bowhunters.

I did not learn about the outdoors from my parents. That may be unusual. After years of struggling and criticism, and learning only through reading, I met a man named Bill Burbridge who happened to be a wildlife biologist. It was from him that I got my understanding

of wildlife management. I found more encouragement attending a Christian summer camp. My children, however, are learning about hunting, fishing, trapping, camping, and cooking from me. This also includes social stuff like banquets and rendezvous weekends. Along with the fun aspects of outdoor life comes the obligation to teach safety, ethics, morality, stewardship, and responsibility. Hunting is analogous to life itself. The determination required to succeed, and the concept that effort plus skill will eventually pay off are important lessons, no matter what your endeavor. What better classroom for this than the great outdoors.

## The Classroom

Kelsy has been tagging along with me now for seven years, and Diana for three. Both girls started at four years of age with a fifteen-pound pull longbow, a tab, and light cedar arrows with field tips. Supervision is mandatory. No bows or slingshots come out unless a parent is present. Further, during a hunt I carry the broadheads. Only at the completion of a stalk, or entry to a blind, or after settling into a stand does a broadhead get nocked. At four years of age Diana had more shear strength than Kelsy, but Kelsy's near perfect form, combined with her conservative demeanor helps her put arrows where they need to be. Diana, now seven, still enjoys the fifteen-pound longbow, although she could easily handle more bow weight. Kelsy, now eleven years old, pulls a twenty-eight pound longbow and is allowed to hunt small game, carp, and small pigs.

Both girls can get serious when they need to be. Kelsy can sit absolutely still in a tree stand for three hours without talking. Diana can be very focused also, but she is younger so I try to tailor the experience accordingly. Don't put a kid through something you wouldn't enjoy yourself. Both know they can call it quits anytime and both are naturally good natured in and around camp. Our experience has been fishing at three years, archery at four years, camping and bloodtrailing at five years, and hunting at ten. I don't push it, they





have to ask. Even then, we plan for it, we don't just run out the door shootin'.

Why a longbow? Contrary to common belief, longbows are the easiest bows to shoot, and the easiest bows to shoot well. The simple design is easy to string, easy to tune, and very forgiving of minor flaws in release. A longbow is all the bow that a kid really needs.

Both girls are very involved with school, dancing lessons, swim teams, and soccer teams. Their schedules could wipe out a person of any age, so I try to keep outings brief. Two to three hours seems to be about right. Of course there are times that we go all day, but that is the exception rather than the rule.

Last summer Kelsy was ten and anxious to "get after 'em," so we got up early in time to cruise across Jordan Lake just after first light. We entered a series of coves. Carp were everywhere. She took position, bow in hand, arrow nocked, with the line attached, not to a reel, but to an empty plastic juice jug with the lid on tight. With the motor picked up I poled from the back, the same as you would do stalking tarpon on the flats. Shot after shot Kelsy became increasingly frustrated. She missed at least twenty-five carp, but only by inches. I think she even bounced off a couple. Leaving her little time to be frazzled, in a loud whisper, my voice was insistent, "pick up your arrow—coil that line—hurry up, there is another fish up ahead." She steadied herself sideways to the intended target, drew down on a five pounder and released. The next sound was the familiar splash and run of a spooked fish. She turned and stomped in anger. Then the line tightened and the jug just flew overboard. "I got him, I got him!" she shouted. We paddled behind the jug, now headed across the cove, for about thirty yards then lifted her traditional bowkill into the boat. She trembled with the flow of adrenaline. "Congratulations, this carp is your first bowkill, well done," I said.

Occasionally, someone at school will announce objections about hunting to my daughters, but they hold up well.

More often their friends are intrigued and we have given archery lessons to girls who have spent the day at our house. Back in 1994, Kelsy was asked to report on her "New England vacation." She did so with style. She proudly told about a collection of intensely colored leaves, a potato, an apple, maple syrup, and a moose rack, all gathered from the land with friends.

The girls have been handling and checking out dead animals since they were born. It is completely natural and has never been an issue. I have offered to do all the necessities on all game taken. That is something dads do well.

### Life's Greatest Adventures

In my case, raising children is life's greatest adventure. Bowhunting is quite possibly the next greatest. I never pass up an opportunity to take my daughters out—even if it means forfeiting my own time in the field. Will they stick with it? Time will tell. I won't hold it against them if they shift their energy to other endeavors. Still, I won't be surprised if their passion for hunting grows. They realize that traditional bowhunting is not just a hobby or a sport. Carrying a traditional bow is a way of life.

My girls enjoy the whole experience. They have been raised on game meat. The sunrises, the smell of the woods, and the beauty of a whitetail laying on the forest floor. They love the companionship of family and friends. There is little doubt that parent-child bonds are more meaningful when an outdoor life together is used as the bridge between the generations. The timelessness of the pursuit makes age difference irrelevant and meaningless. In the grand scheme of things we are all children. School and work keep us out of the woods most of the time, but not a day goes by that we don't talk of trips taken or yet to come. Many times the energy level rises from conversation and we're out into the yard with slingshots, looking into the treetops for squirrels and planning our next bowhunting adventure. ■



*Prior to a successful kill, every young bowhunter must learn "the two Ps", practice and patience.*

### Practical Pointers

You will save a lot of money if you buy any wool clothing you need for the kids at the thrift shop until they stop growing.

Buy clothes that are comfortable. Look for greens, grays, browns, and other colors that are tonally correct.

Deet. A weaker version of the Deet you wear is available at Wal-Mart. Buy a bunch.

LaCrosse makes boots for kids. These are a definite must.

Bugsuits are a must for the best-dressed warm weather hunters of any age.

Buy your young outdoors person their own inexpensive camera.

Recommended "first blood" is javelina in South Texas.

The National Shooting Sports Foundation says that there are over two-and-a-half million women hunters.



# Keeping the Kids Involved

by Rod Heidemann

**M**y seven-year-old son Jesse has been shooting a bow since he was two years old. He shot his first 3-D event when he was three. Luckily, we have a couple of these shoots on video and these are priceless to my family. Now my younger son Collin is three and has been shooting with Jesse and me in our garage. He will shoot in some 3-D events this summer.

It has been a lot of fun for me to get my sons started shooting and I hope they will always enjoy it as much as I do. The most important thing is that we can spend time together and they can get to know me and some of the things I stand for.


I know my friend Mark Manning has his young sons shooting his self-bows already. With another young one on the way, he had better get started on another bow. But

whether you have your own kids or not, take some time to share your knowledge of traditional bowhunting with youngsters. One thing I did that was really exciting was to do an archery demonstration for Jesse's Tiger Cub group. We even gave them some practical experience by letting them shoot. The group loved it, including their parents.

There are several ways you can be a part of sparking a child's interest in traditional archery. Seminars with your local community such as Boy Scouts, Girl Scouts, 4-H, Boys and Girls Clubs, are overwhelmingly welcomed. Also your local county conservation board or nature center are continually looking for new ideas to enhance children's recreational and outdoor exposure. Maybe you have no children of your own, chances are you have a niece or nephew, possibly grandchildren or neighbor kids who would love to

know a little about shooting a bow and arrow. Take them turkey hunting this spring, carp shooting in May and June, stump shooting anytime, and to 3-D events this summer.

Let them help you make up a new set of arrows this winter. Learn how to make a bow together. They will be impressed with any little piece of our traditional sport. I am sure you will get a good feeling when you see a smile on that child's face. Anytime a child encounters a new thing such as seeing a deer at ten yards, building their first arrow, or hearing a turkey gobble at thirty yards, he or she has had a new experience they will never forget.

There are many ways to show them the traditional archery we enjoy so much. Take some time and pass it on to the younger ones. 

*Reprinted from PBS magazine.*



Photograph courtesy of Rod Heidemann.

Author (left) with younger son, Collin. Our responsibility to the next generation and the future of bowhunting is to pass on the tradition.



# Everyman's Safari



Africa, with its vastness and air of mystery, continues to be the ultimate hunt for American traditionalists. Many bowhunters view the African hunting adventure as unattainable and far too costly. Only for the rich in times past, today this dream is actually a very real possibility.

J. T. Richard, a Texas traditionalist, is one for whom the dream began years ago when he saw Howard Hill in his movie, *Tembo*. He relates, "Not until I was getting ready to retire after thirty-five years did I begin to pursue my hopes. I read articles of safari bowhunts, I began to investigate the possibility, and found out the cost. Compared to some of the North American game hunts, an African safari bowhunt was attainable and affordable."

Richard contacted the owner and manager of Bowhunting Safaris Consultants for his first trip. Neil Summers, an accomplished bowhunter, gave Richard valuable information, including a newsletter, current information on health hazards, climate conditions, government restrictions, money exchange, and customs and duty requirements. After a great deal of research and planning, Richard's group travelled to Roger Whittall's Safaris Bowhunting Camp, located in the Humanii Wilderness, Zimbabwe, Africa. There they spent eleven action-packed days.

That first trip was so memorable, that J. T. Richard recently took a second trip to Africa. He booked with a hunting party that would be the last of the season. Richard



by **Connie Peveto**



LEFT: Village drums and singing across the Save River added to the breathtaking visual beauty of Africa and reminded the bowhunters where they were. TOP RIGHT: A well-placed double lung shot yields a memorable trophy. BOTTOM RIGHT: As predators of the night awaken for the hunt, safari members relax in the splendor of Africa's twilight.



Photographs courtesy of J.T. Richard

said, "We saw a much different view of the African bush that late in the season. Even the rain didn't worry us on this second trip, and sharing the hunt with two other traditionalists, Cliff Gibbons and Michael Borasso from Long Island, was a definite plus."

"Home away from home was located on the outskirts of the Humani Plains. Dusk and dawn gave way to a miraculous view of wildebeest, impala, and zebra silently grazing the multicolored grass," Richard said. A six-hour bus ride brought an unexpected surprise. A roadside market just outside a small village, yielded a mile long view of stone statues and wood carvings, all with intricate details. The handmade items reflected a unique culture. "I watched, as a young apprentice,

with only a few crude tools, chiseled an elephant's shape from a big stone. I realized his skilled hands were chiseling not only a meager living from the stone, but also preserving a heritage. I was very impressed," Richard said.

Richard recapped his ten days in a very wild Africa. While stalking a record book kudu bull, he and Mush, the professional hunter, lay down in the tall grass, slowly inching their way toward the bull. Suddenly, a big ugly warthog nearly ran over their backsides. All were startled into quick movement. Richard stated, "The realization of danger had begun to sink in, especially when, on the way back to the Land Rover, I found a seven-and-a-half-foot fresh mamba snakeskin. Yes, I'm in Africa."





LEFT: Loading up the "African Taxi". Next stop, Humani wilderness. RIGHT: Home away from home; base camp at ready for ten action-packed days.

What is so unique about Africa, Richard pointed out, is the degree of alertness that the animals have. "These animals are wary at all times, especially around water holes. That is where their natural predators lay in wait for them. They all have ways to communicate danger to each other. Usually if one runs, they all follow suit," he said. Shooting the bow takes extreme quiet around the water holes, he emphasized. Once, taking a shot at a duiker buck, Richard shot and by the time the arrow landed, the duiker was on the other side of the water hole. "The animals remain skittish while drinking. When they hear the arrow release, they move like greased lightning, an awesome sight," Richard said.

The animals were in abundance and they were moving. Richard enjoyed the sight of a massive elephant bull busy spraying soil over his body, unconcerned by the audience. He told of the monitor lizards, so well camouflaged that they blended into the surroundings. He also spoke of the brightly colored birds. "They were so very vocal, it was almost annoying," Richard said.

Another interesting encounter with a white-bellied pangolin, also known as the African armadillo, came Richard's way. He explained "It resembled a giant pine cone, but with a tail. Its large bonelike scales were very sharp. When I approached it, it just rolled itself into a tight ball." Mush told Richard he hadn't seen a pangolin in over ten years because they are very shy creatures and most always nocturnal.

"While hunting positioned in a mopani tree," Richard recalled, "the tiny flylike mopani bees were constantly attacking my eyes for moisture. I finally cut the sleeve from my shirt and stretched it over my head. Fortunately, I could see through it and continued the ten-hour vigil."

While Richard was busy with his bees, Cliff contended with an elephant eating from the tree he was in, and Michael received a welcoming sniff from a giraffe. Richard declared, "Both of my hunting buddies were chased by elephants while on a stalk. The tree stands and pit blinds were their other hunting alternatives. I would have given anything to have been in Cliff's shoes, when a beautiful curious leopard checked out the pit blind he was in."


Richard spoke of the wild dogs of Africa. They are the most successful predator of the plains game. He related, "When the dogs come in, you don't see any other game. They are beautiful to watch and very wary."

Richard's second day of the hunt yielded a nice impala buck with a well-placed double lung shot. All the days in between were filled with seeking another shot and endless views of the bush wildlife.

"On day ten," Richard said, "my bows and I saw more action than we had ever seen. My walls will be decorated with a kudu cow, a kudu bull, a warthog, and of course, the impala. I've made some tremendous memories."

Did the African hunt live up to his expectations? J.T. Richard will answer with a definite yes. From the landscape of cotton, maize, and sugar cane, to dirt roads with women balancing baskets on their heads, to the hunting in the bush, it's an experience to be remembered again and again. Richard said, "I can still hear the noise from the native village across the Save River. When Mush asked if I thought they should move the camp because of this, I answered absolutely not. The distant sound of the drums and the singing was just an added reminder of where I was. Those ten days went by in the blink of an eye. If I could have had just one more day." ■

**On day ten, my bows and I saw more action than we had ever seen.... I've made some tremendous memories.**





# Steve Turay

## The Upper Peninsula's Bowhunting Spokesman

by Robert E. Dohrenwend

*Michigan's Upper Peninsula (U.P.) is a paradise for the traditional bowhunter. The U.P. is a full day's drive north from the closest, major mid-western urban centers, and it is on the way to nowhere. This large, heavily forested area is mostly national, state, or commercial forestland, all open to public hunting. The forests are all second growth, and there is plenty of browse and cover for deer. The deer*



*A younger Steve Turay with his Pope and Young Black Bear in 1987.*

Photographs courtesy of Steve Turay



have taken advantage of this, and there are a lot of them. There are also high populations of bear, turkey, and rabbits, all splendid game for an archer using traditional or primitive equipment.

Because of the remoteness of the U.P., its severe climate, and its small population, there have been very few traditional archers living in this area to appreciate these bowhunting resources. Before 1990, these archers practiced and hunted in isolation, and it was a very rare event to meet another bowhunter using traditional equipment. The situation has changed greatly, thanks to the unbounded enthusiasm of Steve Turay.

In 1988, Steve and his family moved to Ishpeming, a small town just west of Marquette, Michigan. A longbow archer, bowhunter, bowyer, and an articulate bowhunting spokesman, in the last seven years Steve has become an influential and widely known traditional archer in the Upper Peninsula.

Steve has been shooting a bow since he was seven years old. A splendid shot and very skillful archer, he focuses on the total experience of the hunt. His wife, Donna, is also an enthusiastic archer and bowhunter. She is a craftsman in her own right, making very beautiful basketwork quivers. The Turays have three young daughters who are growing up with archery and hunting. Steve believes that young people are the future of bowhunting. Also, that it is our example that will bring them to love archery and the woods, and it is also our example that will set their attitude towards the ethics of responsible hunting.

Steve states strongly that we have to keep young people involved because they are the ones who will carry on our sport. He teaches a youth course in archery for the "Upward Bound" program, and he also teaches Michigan Hunter Safety courses for young hunters. He has appeared several times on a local TV program displaying his skills with the longbow and showing bowhunting to be an ethical and valuable outdoor activity.

### **Self-made tackle brings you closer to the experience.**

Before becoming a professional bowyer, Steve made most of his own tackle, and he believes that doing this is an important part of traditional archery. Steve explains, "I get a lot of pride out of putting as much of myself into my equipment as possible. With modern equipment, people get somewhat removed from the experience. With something that I've created myself, I know that equipment inside out. It's sad because a lot of people are missing out." He started making his



**LEFT: Steve and his three daughters at the end of a successful rabbit hunt. RIGHT: Some of the**

own arrows in the late 70s, and then strings, quivers, and other gear sometime in the early 80s.

Steve now makes his living building longbows. It is a labor of love, and he can always find the time to talk to anyone about archery. He will often invite a customer to his home to watch him build a bow, talking all the while about bowhunting, fair chase, and hunting ethics. The hunter arrives as a customer and leaves as a friend, and perhaps with some new ideas about bowhunting.

Steve's most significant accomplishment has been to give leadership and impetus to the Superiorlands Traditional Bowhunters (STB). This organization has grown rapidly since its first beginnings and now has members in seven states. The events organized by STB and Steve's appearances in outdoor programs on local TV have generated considerable interest in traditional archery and added significantly to the numbers of traditional bowhunters in Michigan's U.P. Most importantly, however, STB has finally brought the traditional archers of the U.P. together, providing a forum for traditional archers to focus their interests on the future of bowhunting. It has given traditional archers in northern Michigan a voice to express opinions on issues concerning hunting regulations and game management practices. Under Steve Turay's leadership, STB has become a force for raising the standards of individual ethics and responsibility in bowhunting and a political voice for the traditional bowhunter.

Steve, who prefers still hunting, says, "If you hunt only from the ground and you finally connect, you have something to be proud of. Taking the animal is not as important as how it's done." He loves to stalk, and he firmly believes that it's not how far you can shoot an animal, it's how close. To train for still hunting, he shoots at very close range with





foundling members of Superiorlands Traditional Bowhunters: (left to right) Bill Pfeiffer, Steve Turay, Mike Baker, Tim Bliss, Joel Eldred.

his eyes closed to practice correct form and release. After doing it for a week, he can concentrate on the spot that he wants to hit without worrying about correct form and release. He loves to stump shoot to hone his instinctive shooting skills, and his shots at running rabbits are a remarkable demonstration of the effectiveness of instinctive shooting.

### Practice leads to ethical, efficient bowhunting.


Believing that bowhunting should be a personal challenge, and the longbow an extension of one's own abilities, Steve explains, "We live in a fast food society, and there is a tendency to put no time into anything today. People miss a lot of the archery experience that way. People use the excuse: 'I don't have time.' But it's just an excuse, and I wonder where they find the time to hunt. For the most part, people have grown lazy. To excel in anything worthwhile, you have to put a lot of time into it, whatever it is, and traditional archery forces us to put the time into practice in order to excel. Practice is fun, not a chore, and I do it year round."

Steve points to the compound bow for the trend emphasizing heavy draw weights, arguing that archers moving up from compounds to traditional tackle are often badly overbowed. He believes that it is more important to hunt responsibly with a bow that you can shoot accurately than to carry a bow afield for bragging rights that you can't draw or hold properly. Compounds have also led to a proliferation of other gadgets and technical devices. Steve frequently points out that this trend is dangerous to the future of bowhunting, as archers owe their special seasons and regulations largely to


the public perception that archers are hunting with "primitive equipment."

### Unethical behavior by one archer can ruin it for us all.


Steve is deeply concerned by current social and political trends against hunting. He says, "We must educate nonhunters as well as hunters that what we're doing is ethical and contributes to wildlife conservation. The nonhunters are the majority, and they are the ones who will decide at the polls. We, as hunters, have to clean up our act. We have to be much more conscious of our responsibilities to the animals that we hunt, to the environment, to the general public and to each other. The unethical behavior of one hunter reflects on us all and can have serious consequences today. Game law violators, litter bugs, cheaters, braggarts, game hogs, and hunters who are too lazy or who can't follow-up wounded animals, are all potential ammunition for the antihunters. We have to live our ideals, ethics, and beliefs. People will enjoy the right to hunt only so long as the majority of hunters practice responsibility and safety."

In today's world, we all have to sell bowhunting to the general public as a safe, responsible, ethical, and generally worthwhile activity. Steve Turay works hard at presenting traditional bowhunting as valuable outdoor recreation that contributes to the resources which it uses. However, he and the few men like him can't do this job alone. All of us who hunt with the bow must do so in a way that reflects as much possible credit on our chosen sport as possible. A good starting point is to follow Steve's philosophy that bowhunting should be a challenge. The more effort involved, the greater the return. 





PHOTOGRAPHY CREDITS—TOP ROW: ©Digital Stock, Claire W. Stanley, MIDDLE ROW: Rory Cook, Steven Donaldson, BOTTOM ROW: John Phillips, Rory Cook.





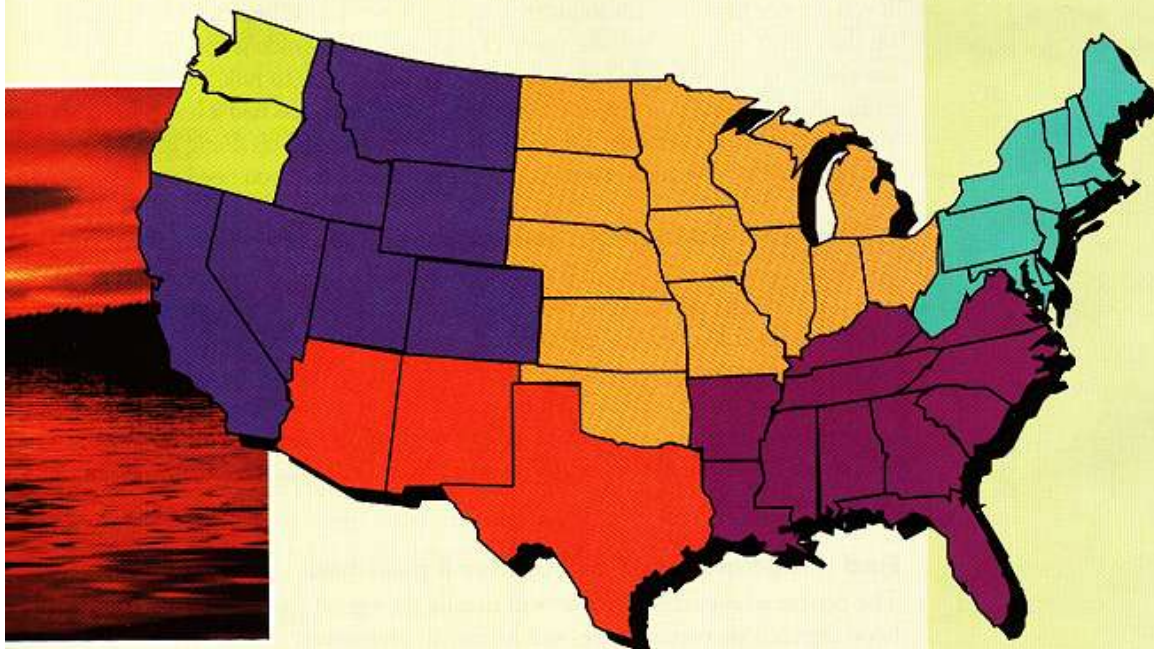
# Outfitter's Guide

Longbows  
& Recurves  
TRADITIONAL BOWHUNTING AT ITS BEST

*By the Editors of Longbows & Recurves*

We all enjoy scouting and hunting home territory, but thoughts of unfamiliar mountains, valleys, and swamps beckon a new hunting adventure for the traditionalist. Well-planned hunts away from home with friends and family can give you a new perspective on the hunting experience and the ways of nature. Hunting unfamiliar territory may require special preparation for the climate, game, and hunting equipment. Experienced outfitters and guides will make your adventure enjoyable, safe, and successful when you know what questions to ask. Our special outfitter section gives you tips and information contributed by experienced traditional bowhunters on what to expect not only in different parts of the United States, but from a quality guide or outfitter.

Go prepared for success!



Outfitter's Guide



# Bowhunting Guides and Outfitters



## Bowhunting Guides and Outfitters— How To Choose The Right One

**Advice From Ron LaForge, A Canadian Outfitter**

*After two days of driving, we finally arrived and got the camp set up. The outfitter marked on a handmade map where he wanted us to camp. We looked forward to this hunt for years. We thought that we completed all of our homework before booking this hunt almost a year before. We got great response from the references our "outfitter" sent us. When the guide we selected showed up two hours late, we were ready to go hunting. After a short hello, he said, "Now is my favorite time, let's settle up." After paying him for our one-week guided bear hunt we were ready to go. He took us out to show us the bait sites. One look and we knew we were in trouble. The baits were fifty yards from the stands, hardly good bow range. The stands looked as if a strong wind would send them on a one-way trip straight to the ground. At the "bait site" there were some old dried up bones under a pile of logs. "This is one of my best baits," stated our guide. We just looked at each other and knew we had been taken by the guide and his references. After we returned to camp, a quick shake of hands and that was the last we saw of our "guide" for the remainder of our "hunt from hell" experience.*

This is one of the hundreds of horror hunts I have heard about. You see, I am an outfitter who specializes in working with bowhunters. Almost everyone that I talk to is in fear of having a guided bowhunt disaster. They have either heard of, or known someone that had a bad experience with an outfitter. Choosing a guide or outfitter is the toughest part of any hunt.

As a bowhunter and outfitter, it is my personal goal to help bowhunters find the right guide or outfitter for their needs. I recommend that all traditional archers, who are planning a hunt and are on the lookout for a quality outfitter, keep four crucial guidelines in mind:

### **Do not rely solely on references that your guide or outfitter gives you.**

If you are not familiar with someone who has hunted with him before, don't rely on the outfitter to give you the name of a stranger. The guide is the one that you are checking out. Why do you want him to tell you who to talk to? Put yourself in his shoes. Would you give the name of a hunter who has had a bad hunt with you to a potential customer? Of course not, so all you end up doing is talking to the hunters that the guide wants you to, not the ones that you need to.

### **Gather information from sources other than an advertisement.**

You don't want to take just any advertisement at face value and assume that all hunting outfitters are full-time professionals. What I mean is that a fishing outfitter may do bear hunting on the side to help with his income, for example, or an elk guide might put on an antelope hunt before his real hunts start. Lots of advertising does not mean someone is a better guide. On the contrary, if he advertises in every book or magazine that you look through, most likely something is wrong. Where are his repeat clients, and why aren't his satisfied hunters referring him to other bowhunters?

### **Find a full-time guide or outfitter if possible.**

The person who guides full-time will usually do a good job because their livelihood depends on performance, and he has an investment of time and money to





Photograph by Sam Fadala

Man is a creature of equipment. Tenderfoot Outfitters of Gunnison, Colorado knows this, packing in the essentials for warmth and comfort in the high country.

protect. If he does not do a good job for you then he will not be a guide for very long. Look for a guide that will meet your needs, someone that specializes in the game that you want to hunt.

### **Make sure your guide or outfitter knows bowhunting.**

Ask him what broadheads he likes his hunters to use, what bow weight he likes his hunters to shoot, if he prefers feathers or vanes, and so on. See if he knows what he is talking about. Look for a guide that understands archery tackle, shooting requirements, and who will meet all of your bowhunting needs.

The information that you want and need on all outfitters is at your fingertips if you know where to look. It's so simple that you won't believe it. Call the local game officials in the area that you intend to hunt. Part of their job is to know all the guides and outfitters in their area. Who knows them better than the ones overseeing the wild game you want to hunt. Most of them will be more than willing to help you, but you have to make the telephone call.

Ask these game officials specific questions. They cannot tell you that one guide is better than another. If you ask the right questions you will find out what you need to know. Ask them questions like: Is he a full-time guide? Does he live in the area? Does he take many bowhunters or gun hunters? Has he had any hunters complain about him? If so, what about? (No one outfitter can make everyone happy.) Does he have a lot of area to hunt? On the average, do his hunters take the same amount of game as other outfitters? Does he have dogs for tracking if needed?

Do not be afraid to ask questions. The only dumb question is one that is not asked. When you are asking a question, if he tries to talk around the answer, then be careful of the guide you are inquiring about. The officials cannot tell you that he is a bad guide, so you must read between the lines and make your own decision. You should be able to get a list of all the outfitters in the area, if you are not happy with the answers that you receive.

I hope this helps all bowhunters to find a good guide or outfitter and have an incredible hunt. If you should find a guide that you are pleased with, support him so that he can continue to give other bowhunters the adventures that they dream about. On the other hand, if you are sure that you have been taken, notify the local game officials to help weed out the "hunt from hell" outfitters so other bowhunters will not have to go through what you did.

*Reprint from MBH News*

**I didn't get a lot of game in Alaska when living there, but I was in the field a great deal and had many adventures, including being left thirty miles off the Denali Highway by a guide who fought with his partner, dissolved the outfitting service, and left my buddies and me to wither on the tundra.**

**—Sam Fadala**

**How To Choose The Right One**



# Northeast



## Bowhunting the Northeast

by Bryce M. Towsley

Few regions of the country offer more varied terrain, weather, game populations, or hunting options than the Northeast. Within a short day's drive of anyplace in the region you can find bowhunting open for at least a quarter of the year, just for deer. If you also hunt black bears, turkeys, varmints, or small game you may only have to unstring your bow to mow the lawn a time or two in the summer. Better still, there is plenty of public or open land to hunt in most of the states, so finding a place to sling an arrow is rarely a problem. In most places you can hunt all fall with your stick bow, including the general gun season. You may get some stares from the gun toting occupants of your woods, but just ignore them.

You can be swatting mosquitoes along the hardwood ridges of New Hampshire during the early archery deer season or freezing to a maple tree in Vermont's last chance December bucks-only season. Perhaps you prefer to hunt deer in the rolling hills and pastures of Pennsylvania. Here hunters in the archery season will have the woods to themselves in sharp contrast to the blaze orange blitz that occurs during the general gun season. There is seemingly a deer behind every tree, and if you hunt late in the archery season you can "have at" some fall turkeys as well. It's also worth mentioning that while Pennsylvania's bear season is painfully short, some of the biggest bruins on earth are found there.

Maybe you would prefer to wander the vast unbroken wilderness of northern Maine, where 275 pound bucks are not uncommon, and the chance of running into a bear is greater than seeing another bow hunter. If it's just the bears that you want, baiting is legal and the bears are usually cooperative. If you prefer your solitude in a more vertical format, the Adirondack Mountains of northern New York have the same miles and miles of wilderness but with more and steeper mountains. To the south, New York has more private land, but higher deer populations and some great trophy potential.

You may choose Vermont, with the highest archery deer harvest in New England. The early archery season is long and the bag limits generous. As a bonus there is an archery turkey season that runs concurrently. Southern Vermont offers hardwood ridges, farmland, and lots of deer and turkeys, while the Northeast Kingdom area has miles and miles of wilderness populated with big bucks and bigger bears. The December archery season offers yet another crack at the bucks, even if you filled your first tags.

Massachusetts and Connecticut have some truly huge deer, but land access can be problem. It is also the key, as those big deer are almost always found on

Photograph courtesy of Bryce Towsley



Bryce Towsley harvests the bounty of the Northeast.



private property. If you make a friend of a land owner, you may find yourself drawing on the biggest buck you have ever seen.

The Northeast will always have some weather surprises for you during the course of a hunt. The fall (or spring for that matter) is a volatile time of change. Those changes are reflected in the unpredictable weather; rain is a promise and snow is pretty common. High winds and bitter cold may be followed a day later with a calm more suited for prowling the beach rather than beech trees. Hunting plans should vary accordingly and always dress for the unexpected.

The winter offers late season grouse or squirrels in some places, rabbits in most, and coyote hunting that is surprisingly good almost everywhere. Predator calling is gaining in popularity throughout the Northeast as coyote populations continue to grow and expand. Hunting them with a traditional bow encourages this expansion by conserving the species.

By the time the woodpile is getting low, the hills are ringing with gobbling and it's time to pick up a call and hunt turkeys. Every state now has turkey hunting available and many have archery-only opportunities. By the time this season ends there is barely enough time for a 3-D match or two before deer season starts again.

## The South

by Gene Langston

Bowhunting has a strong tradition in the South. Howard Hill was born in Alabama, and before him the Thompson brothers roamed the red hills of Georgia with snakewood longbows and hunted the swamps of Florida for birds and edible game. And long before them, the first human occupants of the region, the Creek and Cherokee and the Choctaw and dozens of other tribes stalked the highlands and the low country to support their way of life. They left the marks of their passing in stone points that are turned up each year by the spring plowing.

The South is a large geographical area, and what it's like depends on what part you are in. Wherever you go in the South, however, good hunting is nearby. From the coastal plains to Appalachian peaks, from rich river deltas to the dry flatlands of Texas, the South offers a variety of game. A number of relatively mild winters in the area has boosted the deer herds to huge, record-breaking levels. While population density numbers vary from region to region, almost nowhere are they low, and they can be startlingly high. Seasons are long and bag limits are generous, and there is generally plenty of public land to hunt on.

The whitetail deer is, of course, the primary game animal in the South. The average southern whitetail is a bit smaller than its northern counterpart, and this is partly because of the large numbers, but also because of a biological rule that decrees that the farther north of the equator you go, the bigger the animals within the same species. But, there are some "humongous" deer down here. Soybeans, corn, and peas are grown extensively and they fuel some big southern bucks. Like everywhere else, the big 'uns didn't get to be that way by being stupid, and there's not one behind every bush. They are wary and challenge the bowhunter's scouting and hunting skills.

While whitetail deer is the primary bowhunting game, it by no means is the only game. Several states offer bear hunting, including Georgia and North Carolina. Bear have always been in the South, but their numbers were down for a long time due to overhunting and habitat destruction. With the establishment

Before hiring a guide, the traditional bowhunter needs to explain what his abilities and handicaps are. A fellow I hunted with once got me within sixty yards of a nice buck. "Go ahead and shoot!" he said. Obviously, he didn't know much about hunting with the bow and arrow.

—Sam Fadala



South



Photograph by Matt Schuster



Overlooking the Ocmulgee River from the porch of Paradise in southern Georgia.

of large wildlife management areas in isolated areas of the South, their waning numbers are now increasing to the point where some seasons have been opened. Bear hunting in the South is a rougher game than in Canada; baiting isn't allowed, and the bears like extremely rough terrain. In the mountains, they inhabit the high ridges and dense ivy thickets, and on the coast they like the thickest growths they can find.

Turkey completes the "Big Three" of southern game hunting. Like everywhere else, the

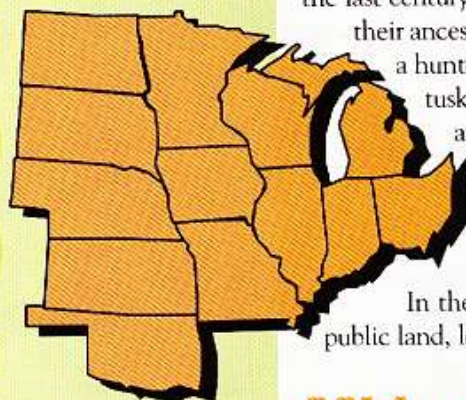
wild turkey was a spectacular success down here. In Georgia, there is no fall turkey season, and it's not uncommon to see a dozen or more in a flock making their way through the woods. During the spring, it's a whole different story. Taking spring turkey requires a Ph.D. in bowhunting.

At this point, wild hogs should be mentioned. We've got them in pockets all over the South, and where they are, they are in good numbers. The reason they are not included in the "Big Three" is because some states don't consider them game animals. Almost all are descendants of free-range livestock, but decades of wild freedom separate them from the domestic variety and a wild hog won't look like the domestic variety. They are tall, rangy creatures with large heads and definite bad attitudes. A few have Russian in their gene pool. Brought over here in the last century for private hunting preserves, they promptly escaped. Whatever

their ancestry, wild hogs are short-sighted and short-tempered and will attack a hunter without hesitation and can cause significant damage with their tusks. Their frontquaters are heavily protected by a mantle of gristle and muscle that gives them a natural defense.

A few states, like Georgia, treat hogs as property of the landowner. What this means is that on private property and with the landowner's consent, you can hunt them any time without a license. Other states, however, have established seasons.

In the South, hunters can expect lots of hunting opportunities, lots of public land, lots of game... and good times.



## Midwest

by Bob Butz

A bowhunter probably already knows that the Midwest is home to some pretty big whitetail deer. Notably, Minnesota, Wisconsin, and Illinois are the top three producers of trophy typical and nontypical whitetail bucks in this region.

Not long ago, a book entitled *Trophy Whitetails of Illinois* showed that the Prairie State matched Canada's output of Pope & Young and Boone & Crockett bucks in 1994. This claim is hard to believe if you consider that Canada, with a land mass of 2.4 million square miles, is forty-six times bigger



than Illinois. Nonetheless, the publisher in Decatur, Illinois stands by its figures.

Brown and Pike Counties in Illinois are undoubtedly the highest producers of trophy deer year after year. But, don't pack your bags just yet; deer are big and plentiful in the Midwest, and particularly Illinois. Undoubtedly the main reason is the lack of public land in Illinois. Consequently, deer simply don't get the hunting pressure they do in other states.

The Midwest is farming country, lots and lots of crops and prairie land, all virtually inaccessible to the public. Unless a hunter buys into a lease of his own or hooks up with an outfitter, superbucks of the Midwest are probably always going to remain untouchable to a large majority of bowmen.

This is a situation prevalent throughout the Midwest; the area's laws are simply not very receptive to a nonresident hunting crowd. Iowa is probably the best example of this. Last year the state only issued six thousand nonresident deer hunting permits. This number reflects less than half of the hunters who applied.

A few years ago, I was lucky enough to draw one of those coveted tags and hunted with a friend who lived in Mahaska County. We had sole access to one fifty-thousand-acre farm, and as I always imagined, the hunting was phenomenal.

Where I live in northern Michigan, the deer hunting is good and there are hundreds of thousands of acres designated as public hunting land. Hunters can bait deer in Michigan, too. This is a practice that is under contention right now, but shows no sign of ending. Because Michigan currently has an overpopulation problem with whitetail deer, the Michigan Department of Natural Resources maintains a somewhat open door policy to nonresident hunters.

It is impossible to tell about all the unique hunting opportunities in the Midwest. Deer hunting is one that always seems to get the most attention. However, there are other opportunities. Black bear, for example, can be hunted in Minnesota, Michigan, and Wisconsin. A nonresident's best (and only) bet is Minnesota (where permits are issued by lottery) and the Lake of the Woods region in the north. Minnesota allows baiting for bear, and there are a number of reputable outfitters operating in the area.

Another unique bowhunt I'm trying to arrange at present is a bowhunt for bobcat in Michigan's Upper Peninsula. They run the elusive bobcat with dogs up there, much as they do the bear. Although I have never hunted behind a pack of hounds and thus have yet to form any real opinion of such a pursuit, I am curious to experience the activity and hopefully see for myself why the endeavor is so addictive to some. I would like to do the hunt in the winter, when the snow is waist-deep and snowshoes or cross-country skis are needed to get around.

The interesting thing about the Midwest is that it proves a hunter doesn't really have to travel out of the country or even out to the Rockies to experience wild places. Michigan, for example, has its own herd of elk, although nonresidents can't hunt them. There are moose and wolves up in the north, too. Minnesota has wolves, and so does Wisconsin. Wilderness is present in the Midwest—particularly in the upper part of the region.

## WORTH REPEATING:

Take your boy  
huntin' and you  
won't be huntin'  
your boy.



Photograph by Bob Butz

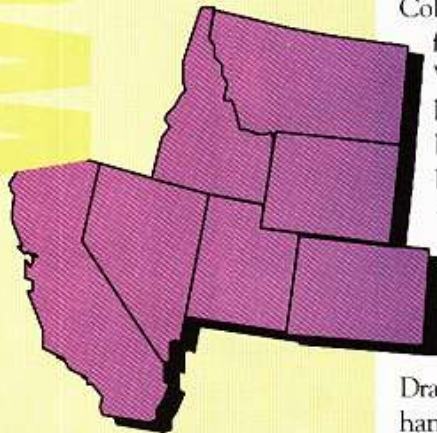
Unless a hunter buys into a lease of his own or hooks up with an outfitter, the phenomenal bowhunting for superbucks of the Midwest will be out of reach.



## West

## Bowhunting the Rockies

by Sam Fadala



Steve Pike, operator of Tenderfoot Outfitters, glasses the high Colorado Rockies for elk near Gunnison, Colorado.

An eagle soaring over the vast reaches of the West during the beaver fur trade era of the early 1800s would look down upon ever-changing landscapes, from tortilla flat high plains to dragon-toothed mountains reaching for the clouds fourteen thousand feet above sea level. Idaho, Montana, Colorado, Utah, Wyoming—all states falling within the region of the West boast fantastic bowhunting. The main game animal has to be the mule deer. Even in Wyoming, where antelope openly feed along roadsides, the mule deer reigns as king. However, there are certainly whitetails, too, including Pope & Young bucks living in forested mountains and along waterways from farm country to badlands. And, the stately elk stands as a symbol of this great region. Although these big animals inhabit lower elevations, they are associated with wilderness, and rightfully so, for they can be found far from civilization at, and even above, timberline in the highest mountains.

Bighorn sheep and Shiras moose also live in the far West, but along with the Rocky Mountain goat, these species are highly limited in tag numbers. Drawing odds range from hundreds to one. The pronghorn antelope, on the other hand, thrives in large huntable numbers in Wyoming and Montana (No. 1 and No. 2 for the prairie goat) and other Rocky Mountain states. Once considered almost impossible to bowhunt, pronghorn antelope success levels have been lifted significantly in the past ten years because of waterhole blinds, challenge calls, and careful still hunting.

The bowhunter is important in the West. Special hunts abound with good opportunities and generous seasons. Colorado, for example, offers elk and deer tags over-the-counter for archers, while Wyoming opens the entire month of September for antelope, deer and elk, as well as moose, sheep, and mountain goats for the lucky ones who draw a tag. Along with big game, cottontail rabbits, mountain grouse, hares, Hungarian partridges, and other smaller fare await the western bowhunter, including the largest grouse in America, the sage hen, found in harvestable numbers in many plains areas.

Bowhunting methods include tree stands, ground blinds, drives, and, of course, the old standby, still hunting. Many outfitters offer drop camps for those who want help without the expense of a fully outfitted trip. On the other hand, the greatest odds for success come with professional guidance. My last guided trip found me looking at numbers of bull elk with one outfitter who knows the mountains like his backyard, because they are his backyard. The Rocky Mountain West offers opportunities for exciting game, but just carrying a bow in blue sky country is worth the experience, especially when the colors are changing, the smell of fall is lingering in the air, and night skies are showing a breathtaking shower of bright stars.

Bowhunters interested in the western states must contact the appropriate game department for license application forms and information. It is especially important to



Photograph by Sam Fadala



check land status. A tag for an area is worthless if hunting is denied by the landowner. Going guided, of course, takes care of that problem.

The usual equipment prevails. Bows in the fifty-five pound class and stronger are more than capable of cleanly taking any big game in the West, including elk and moose, as long as the broadhead is strong, and of course, sharp. A seventy-year-old bowhunter recently tagged his bull elk using a fifty-three pound Pronghorn Ferret recurve with one well-placed arrow doing the job.

That's a brief glance at the exciting Rocky Mountain West, a bowhunter's paradise of wide open spaces, black timber, and lonely high mountain country. It is a land rooted in history and memory-making vistas from badlands to alpine ridges. The mountain men called the Rockies "the marrow of the earth." And they are.



©Digital Stock

Just carrying a bow in blue sky country is worth the experience, especially when the colors are changing.

## Bowhunting in the Southwest

by Jeff Wyckoff

Where can a traditional bowman hunt year round in some of the most diverse terrain and beautiful country found in the lower forty-eight, on millions of acres of uncrowded public lands, for a variety of big and small game? Where the hunter's quarry choices include mule and whitetail deer, elk, antelope, bighorn sheep, bear, mountain lion, turkey, javelina, buffalo, and exotics such as ibex, oryx, Barbary sheep, and the aoudad of New Mexico. Also where small game and predators are readily at hand.

All of these great game animals and more can be hunted in the Southwest states of Arizona, New Mexico, Texas, and southern California. No other part of the United States offers a more diverse variety of game in some of the most vast and unspoiled country available to the traditional bowhunter. Consider the desert mule deer and javelina of the southern Arizona desert grasslands, or the bugling elk of New Mexico's Catron and Socorro counties and Arizona's Coconino and Kaibab National Forest. The hill country of Texas is great for whitetail deer and Rio Grande turkeys. Not to mention the wide variety of exotic game animals, such as fallow deer, axis and sika deer, blackbuck antelope, and many species of African game found on the numerous private ranches catering to bowhunters. California offers some excellent bowhunting for wild boar, bear, and blacktail deer in the coastal mountain ranges and the Sierras.


Here in Arizona, bowhunting can be pursued year round. Starting in January, javelina can be hunted and both mule deer and coues deer the entire month. Tags for deer are unlimited and available over the counter. They are valid for the entire year, including the August and September season, and the late December season. Javelina permits are by a lottery drawing, with many hunt units going undersubscribed. Springtime is spent hunting turkeys, for the ones fortunate enough to draw a permit. For the unlucky few, there is small game hunting, bowfishing for




Southwest



Photograph courtesy of Jeff Wyckoff



The culmination of a remote, sustained stalk is crowned with the thrill of making good.



rough fish, or trying to lure in the numerous predators that inhabit the state.

Beginning in the spring of 1998, Arizona is having it's first archery-only bear season. For those who didn't fill their tag in January, archery season for deer is open is September. Then elk, for those lucky enough to draw a coveted Arizona archery elk permit. New Mexico, like Arizona, is on a lottery draw for their elk permits, but also produces many Pope and Young record book bulls.

Seasons, weather, and terrain differ greatly in the Southwest, from near sea level for desert bighorn, mule deer,

and javelina, to above timberline for elk, bear, and mule deer. A bowhunter needs to match his or her gear accordingly. What might be needed on a January deer and javelina hunt might be ill-suited for an early season mule deer or elk hunt in September. For hunting, an equipment list begins with a good backpack.

For short, half-day hunts, or fair weather all-day outings, use a quality daypack such as one made by Wilderness Pack Specialties of Klamoth Falls, Oregon. In this pack can be comfortably carried all that is needed for short day hunts. These packs are thoughtfully constructed of burr-proof saddle cloth and have full shoulder suspension.

For longer hunts or later in the season, where there is a need to carry more clothes to layer with, use a Peak One pack and frame made by Coleman. Packs should typically contain everything needed for a day's hunt: flashlight, knife, rope, first-aid kit, matches, small candle in water proof container, extra bowstring, flagging tape, game bags, 35 mm point-and-shoot camera, water bottle and food, rain gear, and extra clothes. The supplies brought depend on time of year and conditions. With all of this, it is possible to hunt all day without having to return to camp at midday. Most importantly, the hunter is in the field for the two most critical times of the day, dawn and dusk. With the above mentioned supplies the bowhunter is prepared for almost anything that is likely to happen.

The bow normally shot for whitetails, turkey, and the like is more than adequate for most western game. Bows in the fifty to sixty-pound range work well. Some people like to shoot a heavier bow, especially for larger animals like elk or bear. As always, sharp broadheads and good shot placement are the keys to success.

The most important piece of equipment for the western bowhunter is good quality optics. It is essential to buy the very best binoculars the budget will allow. Most areas of the Southwest are vast open country with the spot-and-stalk hunting technique employed by most bowhunters. For most hunting, try using a pair of 15 x 60 Zeiss binoculars mounted on a tripod to hold them steady. With this particular setup a bowhunter can sit and glass comfortably for hours. The fifteen power magnification allows for spotting game from a tremendous distance. With the binoculars, the traditional archer can study the terrain to best plan the stalk using



all available cover. They can also be used to study the swaying grass and tree limbs. These movements guide in taking advantage of thermals and wind direction.

Field glasses provide the ability to look for nontarget animals that might blow the stalk. When hunting for elk in country where visibility is less, such as dense ponderosa pine forests, use a pair of 10 x 40 Leupolds. They have excellent light gathering capabilities and are small and light enough to be hand held. An investment in a pair of first-rate optics will be one that is never regretted and will pay huge dividends in hunting enjoyment.

Bowhunters who live in the Southwest know how fortunate they are to be able to hunt in such a game-rich area of the country. Bowhunters who live in other parts of the United States owe it to themselves to plan a trip to the great Southwest and experience the fantastic bowhunting opportunities the area has to offer.

## Hunting Big Game in the Northwest

by Rory Cook

One of the first questions I'm asked by people who have never been to Washington is, "It rains there a lot, doesn't it?" My usual response is, "It depends on where you live." Understanding this is an essential starting point for anyone choosing to hunt big game in Washington State.

The Cascade Mountains divide Washington State into two major geographical entities. We refer to these as East Side and West Side. The variations in weather patterns between the two areas create completely different types of habitat for big game animals.

Starting with the East Side. Mule deer, Rocky Mountain elk, whitetail deer, moose, bighorn sheep, goats, bear, cougar, and a couple of species of turkeys make up most of the bowhunting opportunities.

The estimated population of mule deer is 145,000 with the mountains of north central Washington holding the largest herds. Archers have a seventeen day season in September and a late November and early December season in specified areas. Spot stalk methods are usually the most successful.

Rocky Mountain elk can be found in some of the mountainous areas of the East Side with the Yakima herd being the largest. Branch altered bulls are on the increase thanks to limited permits, but drawing can be tough. The more popular areas can be very crowded in early season, making the usual tactic of bugling very difficult. Cow-talking or stand hunting at secluded wallows, waterholes, or trails may be your best bets. Early season runs the first two weeks of September with a few late seasons in November and December. Statewide populations are estimated at thirty thousand.

Large numbers of bear and cougar lurk in the wooded areas of the East Side. Hunting can be difficult because baiting and the use of hounds is illegal. The best bet for bears is



Northwest

A rare trophy, hard sought and hard won, is greatly to be prized.



Photograph courtesy of Rory Cook



Photograph by Rory Cook



Western Washington's goat country challenges the agility and endurance of the traditional archer.

Idaho is the most heavily forested Rocky Mountain state with 33,200 square miles.

to find berry patches or old deserted orchards. For cougars, try a varmint call or search for a fresh kill to hunt over. The chance for a cat is very slim.

The bright spots on the East Side have been the whitetail and turkey hunting. Turkey populations have exploded as Rio's and Merriams can be found throughout the area.

Early season whitetail hunting gives the opportunity for a velvet buck and the enjoyment of a peaceful hunt. Rarely is another hunter seen during the early season. Late season brings the rut and hunting in the snow with more competition. Whitetails can be found throughout the thickly wooded areas to the wide open farm country. East Side populations of whitetails are estimated at eighty thousand.

West and over the Cascades, is a world totally different than the East Side. I've actually left ninety-degree

weather on the East Side and headed west, only to be greeted by sheets of rain and layers of fog as I dropped over the mountain pass.

Though the excessive moisture can be bothersome, it does have its pluses. The beauty of the green forests and their rich undergrowth can be breathtaking as the hunter gazes across the valleys at snowcapped peaks such as Mt. Rainier. Summers are generally cooler and snow rarely stays in the wintertime except towards the mountain peaks. The rain also creates tremendous habitat for big game animals which in turn create a couple of unique opportunities for bowhunters. While several other species of big game abound here, blacktail and Roosevelt elk are usually the most intriguing.

Blacktail deer thrive in the thick brush and undergrowth making them, some would say, the hardest of all deer to hunt. While southwestern Washington is touted as being the best area for big blacktail, there are an estimated 175,000 animals scattered throughout the West Side. Some of these can be found in small woodlots near major metropolitan areas while others inhabit the higher mountain country.

Blacktail horns are usually considerably smaller than those of their mule deer cousins. What might be considered a small or average mule deer could be a trophy in the blacktail world. Generally, their bodies are smaller, but that is not always the case.

Whether rattling during the rut, glassing clearcuts, or just plain still hunting, the hunter will find blacktail hunting to be extremely challenging. Harvesting a blacktail buck could be the thrill of a lifetime. I hope to find out firsthand one day.

An estimated twenty-four thousand Roosevelt elk inhabit the thick country of the West Side. They are less vocal than Rocky Mountain elk and some say they are considerably harder to call in. They will feed in clear-cuts, old burn areas, and can even be found in the scattered farmfields of the lowland areas.

While Roosevelt's horns are not usually as large as Rocky Mountain's they



can be quite massive. They also tend to have what is referred to as a "crown of points" towards the end of the main beam. What their horns may lack in size, their bodies more than make up for as they are considerably larger than Rocky Mountain's.

Roosevelts and blacktails alike must be taken from very specific areas in order to qualify for entry into the record books. If this is a goal, a record-keeping organization must be checked with before the hunt begins.

I always encourage nonresidents to apply for moose, mountain goat, and sheep permits if they are going to hunt in Washington. Odds of drawing are slim but if successful, a hunter could enjoy the hunt of a lifetime.

*NOTE: A hunter must choose either rifle, archery, or muzzleloader when hunting elk or deer.*

## Bowhunting Alaska

by Sam Fadala

Alaska is indeed a wonderful place, but the proverbial Boy Scout motto, "Be prepared," goes double for Seward's Folly.

If it doesn't rain on a bowhunter in a whole week in Alaska, he is really in Death Valley and doesn't know it. So, ways to keep equipment dry are of utmost importance. Two things that must be kept dry: traditional feather fletching and the hunter himself. To keep feather fletching dry, look to an archery shop.

For the hunter to keep dry, several things must be considered. Rainsuits of the past made a hunter sweat like a hog in July. Today's suits are far better. For example, the Woolrich waterproof parka, which really is waterproof. Also, boots just right for quail hunting in the South are all wrong for Alaska. Shoe pacs, even waders in places, make more sense. These are not always as comfortable as all-leather footgear, but tundra and muskeg only look like land. They are really floating earth. Many a hunter can tell of standing in one seemingly dry spot only to look down in a few minutes to see a puddle of water surrounding his feet.

To bowhunt any area in Alaska, you must first complete an IBEP or equivalent education course.

—Alaska Department of Fish and Game



Alaska

Strong horses carry the load in rough terrain.



Photograph by Sam Fadala



In Alaska, evidence of the animal's sex must remain naturally attached to the meat when the hunt is restricted to one sex.

—Alaska Department of Fish and Game

For Mike Phillips and his son, Alaskan bear hunting includes preparing the bait site.



In Alaska, antlers or horns may be transported to the departure point simultaneously with the last load of meat, but not at any time before.



Photograph by Mike Phillips


Also, a hasty way to stay dry is a tarp. Since the Alaskan hunter usually has a packframe, it is easy to carry a nylon tarp folded in between pack and frame to create a makeshift tent with when the sky opens up. Mountain tents are, of course, much better, but take longer to set up.

Archery shops have oils and powders that help. A plastic bag can be placed over the feathers or a quiver that hides them from the wet, like a St. Charles or Catquiver, might be considered.

Horses are used by outfitters and hunters in Alaska, but usually it's an on-foot game. A bowhunter walking back into a wild area must have the pack, frame, tent, and, of course, sleeping bag. This is lifesaving gear. Inside a bag in a tent, wearing a sweatsuit or good long underwear, a person is safe from an awful lot of bad weather.

Another must is a stove for boiling water and cooking food. The tundra especially is shy of combustibles. For those who hunt the forested regions, such as the Alaska Peninsula, firewood is available, and it is wise to carry firestarter of some kind, along with matches. Lifeboat is one example which has been found to burn when others fizzle.

One safety item that needs discussion is a gun. The black bear and the grizzly are serious hunters themselves. Bear attacks happen. Of course, if the hunter is guided, which is the law for grizzly bears and sheep, he can forego the cannon (all the better) since the guide will pack the powder, and that's for certain. For example, Harold Schetzle, a longtime Alaskan master guide specializing in black powder hunting, pumped several rounds out of his 375 H&H Magnum into a charging bear in time to save his client from a chewing.

The guide is probably the best way to go Alaska if you're going; he knows not only where the game is and how to hunt it, but also how to stay dry when it's wet and warm when it's cold. 



# Outfitter Listings

Interested in the intense adventure of a guided bowhunt? We offered free listing space in our Outfitter Guide and the "takers" are provided for you below. So whether you favor the remoteness of Alaska, the wide-open spaces of Wyoming, or the Louisiana bayou, there's probably an outfitter to meet your needs. Please read the preceding article on picking a reputable outfitter and do your homework. Inclusion in this list does not constitute endorsement, and *Longbows & Recurves* assumes no liability for goods or services provided.

## Alabama

Alabama Department of  
Conservation and Natural  
Resources  
Division of Game and Fish  
64 N. Union Street  
Montgomery, AL 36136  
334-242-3465

## Alaska

Alaska Department of Fish and  
Game  
P. O. Box 25528  
Juneau, AK 99802-5526  
Licensed

- Archery Outfitters, Inc.  
P. O. Box 870350  
Wasilla, AK 99687  
Dave Meel

## Arkansas


Arkansas Game and Fish  
Commission  
#2 Natural Resources Drive  
Little Rock, AR 72205  
501-223-6305

## Arizona

Arizona Game and Fish Department  
2222 West Greenway Road  
Phoenix, AZ 85023-4312  
602-789-3278

## California

California Department of Fish and  
Game  
P. O. Box 944209  
Sacramento, CA 94244-2090  
916-653-7667



- United Safari International  
P. O. Box 286  
Santa Margarita, CA  
Mike Schweibert  
805-466-7741

## Canada

- The Bears Den  
For Bowhunters Only  
Box 20  
Caramat, Ontario, Canada,  
POT 1J0  
Ron Laforge 807-872-2587
- Alberta's Trophy Whitetails  
9828 110th Street  
Westlock, Alberta, Canada T7P  
1P6  
Glen Dul 403-349-5705

## Colorado

Colorado Division of Wildlife  
6060 Broadway  
Denver, CO 80216  
303-291-7208

- Circle Divide Outfitters  
P. O. Box 186  
Creede, CO 81130  
Ted Dooley 719-658-2317
- Tenderfoot Outfitters  
Gunnison, CO  
Steve Pike 970-641-0504

## Connecticut

Connecticut Department of  
Environmental Protection  
Wildlife Division  
79 Elm Street  
Hartford, CT 06106-5127

## Delaware

Delaware Division of Fish and  
Wildlife  
89 Kings Highway, Box 1401  
Dover, DE 19903  
302-739-5295

## Florida

Florida Game and Fresh Water Fish  
Commission  
620 S. Meridian Street  
Tallahassee, FL 32399-1600  
850-488-4676

- Archery Outfitters  
290 Frances Circle  
Altamonte Springs, FL 32701  
Nickie Roth 407-331-8818
- Dixie Wildlife Safaris  
4431 Walk in Water Road  
Lake Wales, FL 33853  
Mike Acerman 941-696-3300
- H & H Guide Service  
1398 Woodlawn Circle  
Palm Bay, FL 32905  
Donald Hampton  
407-725-5207 or 800-948-4339
- Osceola Outfitters, Inc.  
13150 Centre Street  
St. Cloud, FL 34773  
407-957-3593  
Hoppy Kempfer

## Georgia

Georgia Department of Natural  
Resources  
Wildlife Resources Division  
2070 U.S. Highway 278, SE  
Social Circle, GA 30279  
770-918-6401  
Regulated

- Campbell Brothers Hunting  
Services  
Rt. 1, Box 84  
Marshallville, GA 31057  
Greg Campbell  
912-967-2246 or 912-967-2100

## Iowa

Iowa Department of Natural  
Resources  
East Ninth and Grand Avenue  
Des Moines, IA 50319-0034  
515-281-5385



### Idaho

Idaho Fish and Game Department  
Box 25, 600 South Walnut  
Boise, ID 83707  
205-334-5159  
Licensed

- Anderson Outfitting  
5646 Sorrell Dr., Dept. O  
Pocatello, ID 83202  
Bob and Mary Anderson  
208-237-6544 or 208-237-2664
- Wilderness Outfitters  
P.O. Box 1897  
Hayden Lake, ID 83835  
Sandy Podsaid 208-772-2831

### Illinois

Illinois Department of Natural  
Resources  
624 South Second Street  
Springfield, IL 62701-1787  
217-785-0075

- Heartland Lodge  
605 Hampshire  
Quincy, IL 62301  
Gary Harpole 800-717-HUNT
- Sauk Trail Archery Wilderness  
Hunts  
P.O. Box 741, 11411 S. Natchez  
Worth, IL 60482  
Jerry Roberts 708-489-9780

### Indiana

Indiana Department of Natural  
Resources  
Division of Fish and Wildlife  
402 West Washington Street,  
Room W-273  
Indianapolis, IN 46204  
317-232-4080

### Kansas

Kansas Department of Wildlife and  
Parks  
900 SW Jackson, Suite 502  
Topeka, KS 66612-1233  
913-296-2281

### Kentucky

Kentucky Department of Fish and  
Wildlife Resources  
One Game Farm Road  
Frankfort, KY 40601  
502-564-3400

### Louisiana

Louisiana Department of Wildlife  
and Fisheries  
P. O. Box 98000  
Baton Rouge, LA 70898-9000  
504-765-2623

- JP Bowhunting Ranch  
Hwy 269  
Omaha, TX  
Keith Brown 903-935-2652

### Massachusetts

Massachusetts Department of  
Fisheries, Wildlife, and  
Environmental Law Enforcement  
Division of Fisheries and Wildlife  
100 Cambridge Street  
Boston, MA 02202  
617-727-3155

### Maryland

Maryland Department of Natural  
Resources  
Wildlife Division  
Tawes State Office Building  
Annapolis, MD 21401  
410-260-8540  
Licensed

### Maine

Maine Department of Inland  
Fisheries and Wildlife  
284 State Street, Station #41  
Augusta, ME 04333  
207-287-5202

### Michigan

Michigan Department of Natural  
Resources  
P. O. Box 30028  
Lansing, MI 48909  
517-373-2329

### Minnesota

Minnesota Department of Natural  
Resources  
Division of Fish and Wildlife  
600 Lafayette Road  
St. Paul, MN 55155-4020  
612-296-4506

### Missouri

Missouri Department of  
Conservation  
P. O. Box 180  
Jefferson City, MO 65102-0180  
573-751-4115

### Mississippi

Mississippi Department of Wildlife,  
Fisheries, and Parks  
2908 Building, P.O. Box 451  
Jackson, MS 39205  
601-364-2000

- TARA Wildlife Management  
6791 Eagle Lake Shores Road  
Vicksburg, MS 39180  
Pat Thomas 601-279-4261

- Rose Hill Plantation  
1079 Passon Road  
Benton, MS 39040  
Tom Shipp 601-755-8383

- Circle M Plantation  
Route 3, Box 710  
Macon, MS 39341  
Lanier Long 601-726-5791

- Delta Outfitters Association  
P. O. Box 315  
Stoneville, MS 38776  
800-270-3358

### Montana

Montana Department of Fish,  
Wildlife, and Parks  
1420 East Sixth Avenue  
Helena, MT 59620  
406-444-3738

### Nebraska

Nebraska Game and Parks  
Commission  
2200 North 33rd, Box 30370  
Lincoln, NE 68510  
402-471-5539

- Hunt Nebraska, Inc.  
P. O. Box 328  
Arapahoe, NE 68922  
Johnny Hemelstrand

### Nevada

Nevada Department of  
Conservation and Natural  
Resources  
Division of Wildlife  
1100 Valley Road  
Reno, NV 89512  
702-688-1599  
Licensed

### New Hampshire

New Hampshire Fish and Game  
Department  
2 Hazen Drive  
Concord, NH 03301  
603-271-3422  
Licensed


### New Jersey

New Jersey Division of Fish, Game  
and Wildlife  
CN 400  
Trenton, NJ 08625  
609-292-9410

### New Mexico

New Mexico Game and Fish  
Department  
P. O. Box 25112  
Santa Fe, NM 87504  
505-827-7899





## New York

New York Department of  
Environmental Conservation  
Division of Fish and Wildlife  
50 Wolf Road  
Albany, NY 12233  
518-457-5690

- Quality Adventures, Inc.  
P. O. Box 187  
Stottville, NY 12172  
Ed Van Nostrand 518-822-9353
- Paul Hogancamp  
P. O. Box 565  
Marlboro, NY 12542  
914-236-4131
- Bob Horowitz  
20 Salem Ridge Drive  
Huntington, NY 11743  
516-271-0269

## North Carolina

North Carolina Wildlife Resources  
Commission  
512 N. Salisbury Street  
Raleigh, NC 27604-1188  
919-733-3391

## Ohio

Ohio Department of Natural  
Resources  
Division of Wildlife  
1840 Belcher Drive  
Columbus, OH 43224-1329  
614-265-6300

- Dale Ray Hunting Preserve  
2228 County Road 66  
Proctorville, OH 45669  
Thomas Belville 614-886-7060

## Oklahoma

Oklahoma Department of Wildlife  
Conservation  
1801 N. Lincoln  
P. O. Box 53465  
Oklahoma City, OK 73105  
405-521-4660

## Oregon

Oregon Department of Fish and  
Wildlife  
P. O. Box 59  
Portland, OR 97207  
503-229-5410

- Backcountry Outfitters  
P. O. Box 137  
Joseph, OR 97846  
Jim Workman 541-426-5908

## Pennsylvania

Pennsylvania Game Commission  
2001 Elmerton Avenue  
Harrisburg, PA 17110-9797  
717-787-4260

- Big Game Hunts  
66 Yeager Road  
Clarks Mills, PA 16114  
Bill Snodgrass 800-868-1119

## Rhode Island

Rhode Island Division of Fish and  
Wildlife  
Stedman Government Center  
4808 Tower Hill Road  
Wakefield, RI 02879  
401-277-3075

## South Carolina

South Carolina Department of  
Natural Resources  
P. O. Box 167  
Columbia, SC 29202  
803-734-4007

## South Dakota

South Dakota Game, Fish, and  
Parks Department  
523 East Capitol  
Pierre, SD 57501-3182  
605-773-3387

## Tennessee

Tennessee Wildlife Resources  
Agency  
P. O. Box 40747  
Nashville, TN 37204  
615-781-6552  
Licensed

## Texas

Texas Parks and Wildlife  
Department  
4200 Smith School Road  
Austin, TX 78744  
512-389-4802

## Utah

Utah Division of Wildlife Resources  
1596 W. North Temple  
Salt Lake City, UT 84116  
801-538-4700

## Virginia

Virginia Department of Game and  
Inland Fisheries  
4010 W. Broad Street, Box 11104  
Richmond, VA 23230  
804-367-9231

## Vermont

Vermont Department of Fish and  
Wildlife  
103 S. Main Street, 10 South  
Waterbury, VT 05671-0501  
802-241-3730

## Washington

Washington Department of Fish  
and Wildlife  
600 Capitol Way North  
Olympia, WA 98501-1091  
360-902-2225

## Wisconsin

Wisconsin Department of Natural  
Resources  
Box 7921  
Madison, WI 53707-7921  
608-266-2121

## West Virginia

West Virginia Division of Natural  
Resources  
Wildlife Resources Section  
1900 Kanawha Boulevard, East  
Charleston, WV 25305  
304-558-2771

## Wyoming

Wyoming Game and Fish  
Department  
5400 Bishop Boulevard  
Cheyenne, WY 82006  
307-777-4600

- Barlow Outfitting  
P. O. Box 3065  
Alpine, WY 83128  
Robert Barlow 307-654-7669
- Boykin Outfitters and Guide  
Service  
P. O. Box 303  
Encampment, WY 82325  
Doug Boykin 307-327-5785
- Cole Creek Outfitters  
P. O. Box 797  
Evansville, WY 82636  
Kelly Glause 307-234-8940
- Elk Antler Outfitters Ltd.  
P. O. Box 1437  
Jackson, WY 83001  
Richard Ashburn 307-733-3649
- Table Mountain Outfitters  
P. O. Box 2714  
Cheyenne, WY 82003  
Scott and Angie Denny  
307-632-6352



# Outfitter Display



## COLE CREEK OUTFITTERS



SPECIALIZING IN MULE DEER & ANTELOPE  
RIFLE - ARCHERY - BLACK POWDER

Kelly Glause, *Hunting Manager*

P.O. Box 797 • Evansville, WY 82636  
(307) 234-8940

## HEARTLAND LODGE

605 Hampshire • Quincy, Illinois 62301 • 1-800-717-4868

Home Page: <http://www.bcl.net/~hartland>

E-mail: [hartland@bcl.net](mailto:hartland@bcl.net)

## Circle (M) Plantation, LLC

*"For the finest in Southern hospitality  
and plantation style hunting..."*

Lanier Long, General Manager  
Route 3 Box 710 • Macon, MS 39341  
(601) 726-5791 wk. • (601) 726-9636 hm.

## BACKCOUNTRY OUTFITTERS

1-(541)-426-5908  
Fax: 1-(541)-426-0168

1-800-966-8080

Recreational  
Cattle Drives  
Custom Trips  
Hunting  
Photography  
Fishing  
Historical  
Ecological

LICENSED & BONDED

Jim & Mozelle Workman  
P.O. Box 137 • Joseph, OR 97846

<http://www.oregonnet.org/~hablack/backcountry.htm>

*Hells Canyon &  
Eagle Cap Wilderness*

## Campbell Brothers • Hunting Services •

**A True Hunting Experience**

Specializing in 1 on 1 guided bowhunts.

Deer, Hog & Roughfish (Bow Only) • Turkey, Ducks (Shotgun)

FOR MORE INFO AND REFERENCES CALL:

(912) 967-2246 (Day) • (912) 967-2100 (Night)

Rt. 1 Box 84 • Marshallville, GA 31057

**WE GET AFTER 'EM!!!**

## Circle Divide Outfitters

State License #1523

Complete Packing Service

\*Hunting \*Fishing \*Scenic Trips

Camping Trips

Ted Dooley  
(719) 658-2317

Box 186  
Creede, CO 81130

**A-W  
OUTFITTERS**

AN ADVENTURE OF A LIFETIME

SANDY PODSAID - LICENSED & BONDED

**CALL (208) 772-2831**

QUALITY

P.O. BOX 1897 • HAYDEN LAKE, ID 83835

**Bill Snodgrass  
BIG GAME HUNTS**

66 Yeager Road  
Clarks Mills,  
PA 16114  
(412) 253-2216  
1-800-868-1119  
Fax (412) 253-3405  
E-mail: [hunters@nauticom.net](mailto:hunters@nauticom.net)

North  
America  
To  
Africa



# Advertising



*Bowhunters Only*

**Ron Laforge**

Box 20  
Caramat, Ontario  
Canada, POTIJO

Fax (807) 872-2665  
Tel. (807) 872-2587

## J P BOW HUNTING RANCH

LOCATED ON HIGHWAY 259  
OMAHA, TEXAS  
5 MINUTES FROM I-30

FOR MORE INFORMATION CALL KEITH BROWN, MARSHALL, TEXAS  
(903) 935-2652 OR JOE THOMPSON, REDWATER, TEXAS (903) 691-3444



J P BOW HUNTING RANCH  
P.O. BOX 882  
OHAMA, TEXAS 75571  
(903) 884-3715



Archery - Rifle  
Hunts

Deer  
Elk



Day - 237-6544  
Night - 237-2664

5646 Sorrell Drive, Dept. L  
Pocatello, Idaho 83202

BOB & MARY ANDERSON  
Outfitter & Guide

Licensed - Bonded



**1ST WESTERN ADVENTURES**



*"Specialists in North American Big Game Hunts"*

Scott & Angie Denny  
P.O. Box 2714 • Cheyenne, Wyoming 82003  
(307) 632-6352



Guided Hunts For:  
• Alligators • Wild Hog  
• Turkey • Deer  
Wildlife Photography

HOPPY KEMPFER  
13150 Centre St.  
St. Cloud FL 34773

Home (407) 957-3593

## Sauk Trail Archery & Wilderness Hunts

Canadian Bear & Deer Hunts

Colorado Elk

Fully Guided & Drop Camps



*Jerry Roberts*


P.O. Box 741  
Worth, IL 60482

Ph: 708-489-9780  
708-361-3762

Paul Pike

Jim Pike

Steve Pike



**Outfitter  
and Guide  
Services**

- Licensed
- Bonded
- Insured

- Big Game Hunt
- Horse Pack Trips
- Trail Rides
- High Country Fishing

P.O. Box 246, Gunnison, CO 81230 (800) 641-0504

## Archery Whitetail Deer Hunting

150"+ class of whitetail deer.  
A very successful hunting  
method is employed on private  
property.

Outfitter: Glenn Dul  
9828 - 110 Street  
Westlock, Alberta  
Canada T7P 1P6

Licensed - Bonded - Insured  
phone (403) 349-5705  
<http://www.west-teq.net/~atw>

*Your Success Is Our Success — Opportunities Guaranteed*







*Locator calls used to find spring turkeys along with the author's wingbone wild turkey call (far right).*

# Making A Wingbone Turkey Call

**text and photography by Larry Long**

When I first took up turkey hunting, the diaphragm turkey call was the "new wave" of calling. The box call was the most widely used call, with the slate call a close second. Like any new turkey hunter, I read everything I could find on the subject and talked to everyone I even thought knew anything about hunting gobblers. There were several older turkey hunters in this group who were usually successful. These poor souls had to endure my constant barrage of questions about every minute detail on hunting turkeys.

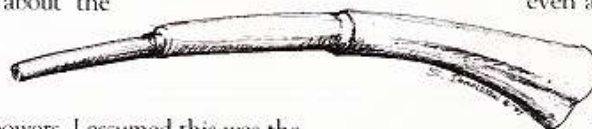
They were all quick to give advice about box calls, slates, and the new diaphragms. At this time I noticed that all these successful hunters had a wingbone call on a lanyard around their necks. When I asked about the wingbone they would change the subject or suddenly have somewhere they had to be.

Having reasonable deductive powers, I assumed this was the call I needed to find out about. I finally located a book in the library that told me the basics of making the call. Over the years since then I've refined the details of how to put this call together.

The items you'll need are a coping saw, a thin blade knife (a fillet knife works well here), an ice pick, some pipe stem cleaners, one-half cup of Clorox bleach, five-minute epoxy, and of course you need a set of wingbones. Make sure you get all three bones. This is essential to make the call

more versatile. Many "old timers" only use the two smaller bones. With the larger bone you have a larger tone and volume range to work with when calling. The bones from a wild turkey usually work best but aren't always available until you kill the wild turkey. They have a greater wall thickness than do domestic bones. However thinner bones aren't necessarily a bad thing. The thinner bones resonate at a lower frequency than wild bones, creating a different sound. Turkeys are just like people in that no two sound exactly alike. So you can make the call with whatever is available to you.

If you have wild wings, cut the meat and gristle away from the bones before boiling them. (Note: the wing meat from a wild turkey is about the consistency of shoe leather even after boiling several hours). If you




are using domestic bones try to find small ones, the large bones are available at most grocery stores but the smaller ones are harder to find. If you find them you don't have to strip the meat from them like you do with wild bones. Domestic turkeys don't fly and their wing meat is tender. Do yourself a favor and buy a pack of noodles when you purchase the wings. After cooking, strip the meat from the bones, put it back in the broth along with the noodles for a good meal at only a couple of dollars cost. Your wife will appreciate not having to cook and may even forgive you for the mess you're about to make.



When you have cleaned the outside of the cooked bones as much as possible, the next step is to cut the ends off of each bone. (See photo number one to determine where each should be cut.) After cutting put the bones back into boiling water for fifteen to twenty minutes to loosen the marrow inside them. After the bones have cooled you can begin getting the marrow out of the largest bone on the narrow or smaller end. Make sure you cut out any webbing on the inside of the small end. Most call-makers cut all the webbing out of the larger or bell end of this bone. This makes the call have a very clear distinct sound but volume is much harder to control than tone and most callers aren't capable of low volume sounds. It sounds good, works well as a locator call but when you need that very soft cluck it just won't work. However if this webbing is left in, a soft sound is readily available.


The next step is to clean everything out of the middle sized bone. This bone is usually too small for the fillet knife so I use the ice pick to break any webbing and push as much marrow as possible out. At this point get a small piece of rag or a piece of paper towel folded up and push it through with the ice pick. This will clean any remaining marrow out. Next the small bone should be cleaned out by running pipe stem cleaners through it. Return the bones to boiling water and add the Clorox bleach. This will sanitize the bones and after they have boiled fifteen to twenty minutes set them out and let them dry thoroughly. (See photo number two.)

Take the dry bones and try fitting the middle bone into the small end of the large bone. (See photo number three for assembly.) At this time you may have to scrape away some material from inside the large bone and from the outside of the middle bone to get it to fit at least one-half inch into the large bone. Once this is done you should mix a small amount of the five-minute epoxy. As the epoxy starts to stiffen you should work it into any gaps in the fit of these two bones. Continue to build up the epoxy around the joint till you have a smooth solid seal. Let this dry and harden for twenty to thirty minutes before starting the next step.


The final step is to fit the small bone into the middle bone. This one should slide into the other bone without much fitting. Slide it in as far as it will go. Take small bits of paper towel and stuff it in gaps between the two bones. Your object is to create an air tight seal so you can test the wingbone for tone. Now mix enough epoxy to fill in the gaps and make a solid bond at the joint. When this has hardened congratulate yourself, you have just made a "traditional" turkey call. You can write on the call with a felt tip pen or those of you who are artists can draw or paint a scene on the call. Finish with a light coat of polyurethane to seal your art work to keep it from rubbing off or fading out. (See photo number four for finished traditional wingbone call.) May your call serve you well with years of good hunting. 




1 After cleaning the cooked wingbones, cut the ends off of each bone. The lines indicate where to cut.



2 Wild bones ready for assembly. Note bone diameter differences.



3 Take the dry bones and fit the middle bone into the large bone. Seal the joint with epoxy.



4 Author's twenty-seven year old wild wingbone call (top). Compare it to a domestic wingbone call (middle) and a new wild wingbone call (bottom).





# Traditional Archery **TURKEYS**

by Don Stokes

You need the right location, the right tackle,  
and all the skill you can muster in the field to bring  
that sought-after turkey home.



**T**urkeys are not really that smart, in terms of pure brain power. In the spring they try to breed with inanimate decoys or silhouettes. On the other hand, they have the most finely honed set of survival skills imaginable. Their vision is as good as any eagle's, and they have a totally suspicious nature. They are food for every predator in the woods and never drop their guard. About the only hole in their defensive network is that they can't scent danger. If they could, hunting them effectively would be nearly impossible. As it is, hunting the turkey is darned tough, especially with a traditional bow.

Attention to detail in hiding is critical when hunting turkeys. You can be a little sloppy with color-blind deer, hunting in blue jeans and such, but turkeys must be fooled with head-to-toe camouflage, for both you and your bow. Camo must also blend well with the surroundings if you hope to escape the notice of this worthiest of birds. Most any pattern will work, provided it blends well in the spring forest. Early in the season the woods are still drab, but later on, as spring expands in a riotous profusion of greenery, your camo should reflect change. You must be absolutely, rock-solid still in the presence of turkeys, no matter what you wear. A tree bark pattern on your jacket is ideal for sitting against trees, with a leafy pattern for your pants to blend with the forest floor.

When selecting an ambush spot, take advantage of ground level vegetation to hide yourself whenever possible. In your backpack, along with decoys, carry one of those small umbrella-style camo blinds, which can help in certain setups. A set of small gardening clippers are also handy for rearranging the local shrubbery to hide yourself a little better, and to make room for shooting your bow. A cushion is more necessity than a luxury for those long waits.

The minimum requirements for your archery tackle are that you must be able to shoot broadhead arrows quickly, quietly, and accurately at ten to fifteen yards, from a hunting position. Sitting flat on the ground gives you the lowest, easiest-to-hide profile, but shooting the bow accurately this way can be a challenge. Many people have trouble shooting accurately with anything over about sixty-two inches from the ground. Most recurves and a number of "longbows" (flatbows) are within that length. With a low stool, or a strap-on tree seat, any bow length is feasible.

Accuracy cannot be overstressed. A turkey's vital area is no larger than a softball, and a wounded bird will likely fly too far to be found. In the right place, a broadhead will anchor the biggest gobbler in seconds. High poundage is not necessary, or even desirable, for shooting turkeys. All birds, including turkeys, have lightweight, relatively fragile bones, and the range should be close. A light hunting-weight bow that is easy to handle and accurate in the field is ideal.

Penetration is an issue with turkey hunting, but from the opposite perspective compared to other hunting. It is thought to be best for the arrow to stay in the bird to keep him from flying, and many hunters use some means of slowing or reducing penetration of their arrows. Aluminum arrow shooters have products available to attach behind a screw-in broadhead to inhibit penetration and keep the arrow in the bird. Wooden arrow shooters have fewer options. Heads with

full-thickness secondary blades like the four-blade Zwickeys can be modified by filing notches into the secondary blades to slow the arrow's passage, while keeping the main blades razor sharp. At least one replaceable-blade broadhead maker supplies glue-ons for wood


**Attention to detail in hiding is critical when hunting turkeys. You can be a little sloppy with color-blind deer... but turkeys must be fooled with head-to-toe camouflage,...**

arrows that are used with special inserts to reduce penetration. Since shooting distance is usually short, a number of archers advocate the use of string trackers to keep up with their birds.

Decoys are the greatest aid to turkey hunting that archers have devised. Mature gobblers are suckers for the fake hens, and this gives the bowhunter an edge he sorely needs in dealing with the big birds. When the decoy is set up facing away from the hunter at close range, the gobbler ideally will approach it from the rear, in full strut, thereby succumbing to the turkey's biggest weakness. When he's strutting, he can't see what's behind his spread tail. When his head is hidden behind his tail, the hunter can shoot, quickly and accurately, at the "Texas bull's eye" made by his fan. A shot to center from that position leads directly to the vitals.

Some states, like Alabama, don't allow the use of decoys. That is understandable where gun hunting is concerned, because the gun hunters don't really need them. With a gun, it is possible to get off a shot at an approaching bird rather easily (in turkey-hunting terms, that is) without the extra advantage of distracting the gobbler with a decoy. Bowhunters, however, find it exceedingly difficult to get the





Photograph by Don Stokes


Zwickeys can be modified by filing notches into the secondary blades to slow penetration. Glue-ons are available for wooden arrows with attachments that slow an arrow's passage through the target.


bow drawn and make a clean shot when the bird is approaching. This is because the turkey's eyes are constantly scanning for the hen he has heard. The decoy's main function is to distract the gobbler long enough to allow the archer to get off a shot undetected. Without decoys, the level of difficulty for the archer rises, but it can be done successfully. Just don't invite anyone to share turkey and dressing prematurely.

When hunting without decoys, the most promising set-up sites include big trees, large enough to shield the turkey from view intermittently when he approaches. A diaphragm call, which can be used without hands and with no visible movement, is the best option for bringing him in. A light bow is a definite advantage for this style of hunting,

because often as not the bird will not cooperate completely, and you may be stuck at half or full draw until the shot can be completed. For most traditional archers the accuracy of the shot tends to decrease proportionately to the holding time. Also heavy draw weight compounds the problem.

During the ideal turkey hunt, the gobbler walks behind a big tree. You draw the bow. He walks into the open and gets shot. In the real world, it happens just often enough to make

the possibility tantalizingly real. You need the right location, the right tackle, and all of the skill you can muster in the field to bring that sought-after turkey home. When it does all come together, there may be no greater satisfaction in bowhunting than having a big gobbler down, transfixed by your arrow. 





## ADVERTISER INDEX

Advertiser	Page
Acadian Woods Bows, Inc.	13
Anderson, Fred	59
Archery Traditions	Cover 3
Arrow Art	Cover 3
Bingham Projects, Inc.	11
Bowhunting Safari Consultants	17
Bruin Custom Recurves	8
Butler's Traditional Bowhunting Supplies	11
Christian Bowhunters of America	18
Dixie Gun Works, Inc.	67
DMJ Archery	67
Don Brown Traditional Archery Productions	15
Fedora's Bowmaking School	10
Fedora's Custom Bows	10
Flint Chip Archery	15
Fredrick Longbows	5
Golden Bear Archery	8
Great Northern Bowhunting Co.	9
Great Plains Traditional Bow Co.	15
Harrison Longbows	Cover 3
Horne's Hardwoods & Laminations	18
Howard Hill Archery	8
Hummingbird Custom Bows	18
Hunters Rendezvous	13
Hunter Distributing	68
Instinctive Archer	4
J & M Traditions	67
Jeffery Archery	17
Jerry Hill Longbow Co.	5
Kindrick's Kustom Longbows	68
King of the Mountain	13
Kustom King Arrows	9
McMahon Traditional Archery	Cover 4
Northern Mist Longbow Co.	11
Pronghorn Custom Bows	11
Raptor Archery	17
Rogue River Archery	11
Salzer Traditional Ent.	11
Sauk Trail Archery & Wilderness Hunts	13
Silver Arrow Archery	13
Sky Archery Company, Inc.	13
Skyline Camouflage	1
SRC&K	67
Stahl's Archery	59
Three Rivers Archery	4
Thunderbird Traditional Archery	18
21st Century Longbows	18
U.S. Archer	66
Whisperin' Pines Archery Camp	18

## CLASSIFIEDS

Classified Rates: \$1.00 per word, \$30.00 minimum. Must be paid in full and received by February 10, 1998 for the Summer 1998 issue. Please include full name, address, and phone number with ad.

**Bows with experience.** Bear, Wing, Ben Pearson, Shakespeare and others. Send long SASE for list. Ken Efaw, Box 89, R.D. #1, Waynesburg, PA, 15370.

**Port Orford Cedar Shafts** (Parallel or Tapered). Arrow-building and String-making supplies. SASE: Stahl's Archery, 22523 SR 613W, Oakwood, OH 45873.

**PEREGRINE ARROWS.** Specializing in quality custom arrows. Premium P.O. Cedar shafts in matched sets. Footed shafts, points, feathers, nocks, broadheads, etc. Send SASE for brochure or Web-site <http://www.web4.net/~parrow/>. Brad Kehler, 153-9th Winkler, Manitoba, Canada R6W-1W5. E-Mail [parrow@web4.net](mailto:parrow@web4.net). Phone 204-325-9088.

**International Archery Equipment.** Beautiful full-color catalogue. Send \$4.00 check to David Gray at Krackow Company, R.D. 1 Beechwood Road, New Wilmington, PA 16142, or call in your MasterCard/Visa to 412-946-8332.

**Buy, Sell, Trade.** Longbows, Recurves. Caribou Creek Archery, P.O. Box 2261, Palmer, AK 99645. Inventory List \$2.

**TRADITIONAL ARCHERY MATERIALS.** Bow Staves. 25 Woods for Handle Risers. Tools. Glues. Instructional Booklets. Books. Catalog \$1.50. WOODS UNUSUAL, P.O. Box 1722, Hawaiian Gardens, CA 90716. 562-421-2171.

**Harrison Longbow School,** 7 to 10 day, One-on-One Instruction in Bow Building. Courses for both the Beginner and Advanced Bowyer. Contact: Jack B. Harrison, 3450 Palmdale Drive, Wasilla, AK 99654. Phone: 907-376-4969. Fax: 907-376-4979.

**T-D Recurves and Longbows.** Top Quality Hand Built Bows. Send \$1.00 for brochure. Autumn Woods Archery, 8513 Keitha Drive, Lambertville, MI 48144.

**ACME Port Orford Cedar**— These are the shafts you've only heard or dreamed about! Available in limited quantities while supplies last: 5/16 (20-40#) or 11/32 (45-65#). Hand-Spined and Grain-weighed +/-10. \$18/Doz., P.Pd. SASE: Stahl's Archery, Box 295, Oakwood, OH 45873 or Call (419) 594-2109. Fax: (419) 594-3912.

**CUSTOM BOW CASES** for strung and unstrung bows. Also two in one conversion takedown case. Reinforced construction and design allows your quiver and arrows to stay on or off your bow. Matching hip and back quiver available. Call or write for brochure. Bishop Archery, 8684 S. Twp. Road 191, New Washington, OH 44854. 419-492-2808.


**Yellowstone Longbow and Yellowstone Hunter.** Smooth, Fast, Accurate, Quality Longbows. Guaranteed satisfaction. Free brochure. Rich Wormington, bowyer. Rich's Custom Bows, 1082 Hwy. 310, Deaver, WY 82421, 307-548-6292, E-Mail: [worming@trib.com](mailto:worming@trib.com).

**INDIRECT AIMING VIDEO** by Bob Wesley. Learn Howard Hill's aiming method. The deadliest method for harvesting game. \$27.95 incl. shipping. Bob Wesley, 348 Holliday Drive, Poplarville, MS 39470.

**Highlander Bows.** Longbows and Recurves. Great limb designs from the past and the future. Call or write for a free brochure. 755 Liberty Road, Picayune, MS 39466. 601-749-9222.

**FEDORA'S PRO SHOP-SPECIAL.** Smooth-on epoxy, 2 gallon unit \$90.00, 2 quart unit \$31.90, 2 pint unit \$18.50. Bamboo with nodes, \$9.00 per 6' length. Brown, grey, desert camo actionwood, 2x4x24 \$29.00, 1-1/2x1-3/4x18 \$10.50. Gordon glass, best prices. Fedora's Archery Shop, 717-933-8862, fax: 717-933-5823. Call for price list.







# The Healing Woods

by A.B. Swan, illustrations by Brent Bennett

*There's a place of healing for the bowhunter who carves out time in the unspoiled spaces of God's natural wilderness.*

His world began to fall apart in January when he lost his best friend and partner. The rest of his world crumbled in March when his wife informed him that she didn't want to live in a cabin at the edge of town with him any longer, or anywhere with him, for that matter. He let her go without contention, handing her a special carving that he was saving for her birthday. "Thanks," she said, and tucked it into her purse without looking back.

Dan Frost's life certainly wasn't on track. His work fell off, but he managed to keep the wolf a few feet away from his front door, and when he was feeling especially lonely, he took his Plains Indian self-bow and hiked out back where he could fling a wooden arrow at a pine cone or just sit on a stump and look at the sky. A few friends came by, but they didn't stay long. They felt sorry for Dan, but they couldn't do much to help him. He was slipping, and they knew it. So did Dan, until one morning when he woke from a dream. He dreamed that he was in the deep woods with a pack on his back and a quiver full of straight arrows as well. He was on the trail all alone, walking into the deep quiet of a secret place, and he was content once again.

The next day, Dan finished work that needed to be done and he closed his little house. He got behind the steering wheel of his old vehicle and three hours later was at the trailhead leading to a lake in the deep woods of Maine. While there might be a backpacker or two at the lake, Dan knew he wouldn't see anyone beyond it.

His pack was heavy, but worth the toil, for it was filled with good gear and a little food. He would depend upon his learned skills and abilities with the longbow to feed himself, for there was plenty of game in the back country. The season was open, and he had the proper licenses to hunt.

He made it to the lake just as darkness fell. There was no one else there, not on his side, or on the other. As he stood bowed under the weight of his pack, a black bear came out of the woods and walked to the edge of the water. Dan did not

draw his bow; he had no need for a bear. He had need of something much smaller for his supper. By the time his camp was set up, it was too late to hunt, but he could fish, and so he did, catching a fine meal with his third cast onto the water. He cooked his prize and ate it slowly, along with some dried fruit. Then he simply sat back before getting into his shelter. He had not done that for a very long time. The time for contemplation, one of the secrets of the healing woods, was his to enjoy as one by one the stars began to take their places in the heavens.

When he woke next morning, he found the lake shrouded in fog, and it was peaceful. He dressed and then sat breathing the cool air for an hour, again allowing time for his deeper thoughts. Afterwards, Dan rose to his feet, secured his camp, shouldered his pack, and started off again, heading deeper and deeper into the silence of the wilderness. This



*The time for contemplation, one of the secrets of the healing woods, was his to enjoy as one by one the stars began to take their places in the heavens.*

quiet was a another gift of the healing woods, and he let it soak into his body as he sat down to rest.

A squirrel peeked out. Dan did not raise his bow, but simply watched the nervous little animal running up and down different logs and scolding. Soon, a hawk lighted on a limb near the man, turning its head sharply to study the strange creature resting upon the ground amidst the leaves and twigs. Dan stared right back, just as fascinated with the



bird as the bird was with him. Then, as if a special parade were put on just for him, a fine bull moose came into sight, moving not away from the man, but toward him, closer and closer, until the tall animal was no more than twenty yards from Dan. Finally, the moose moved on. Dan realized that the wild creatures were also a part of the healing woods, and he was grateful for them.

But now it was time to cover ground, and so he did, slowly, for he could not walk rapidly without a trail to follow in the dense country. His steps took him uphill for several miles until he reached a summit where he could look out upon the expanse of territory. Dan set his pack down and took it all in through his eyes, looking first to the east and then to the west. Below, a rushing stream made its presence known. That would be his home for the next week, he decided, where he would have water, fish, and game. He knew he made the

right choice when he came upon a lame bird standing on a log. Dan took great care in harvesting and said a simple thanks to God for allowing him to care for his needs.


He washed his hands and his supper in the cold stream and then began building camp. He cleared a place for a fire, finding just enough stones to create an arena for the wood. The effort he put in to make a solid camp was worth it. He had a kingdom within his reach, a castle fortress against the night, a natural kitchen to cook in, fast running water for drinking, cooking, and cleaning. He would put everything back as it was before he left, but for now he used what was provided for him. As he worked, he noticed something he had not been grateful for, not yet, for it was free and pure and in abundance. He breathed the clean air and recognized it as another element of the healing woods.

When the morning sun stretched its golden fingers through the trees, Dan walked to the stream where he sat listening to its voice for an hour. Breakfast was then his with a few casts of his little fishing rod. He cooked and ate, then left camp with only his quiver and his bow to weigh him down. Climbing back up the hill that was his vantage point the day before, he surveyed once again the full breadth of the land. From his perch, he saw his own camp below and the rushing stream. He saw, too, that the stream stretched for miles into the heart of the woods, for he picked up little sketches of it here and there through the trees. The stream would become his golden landmark, for as long as he knew where it was, he also knew where camp was.

Walking back downhill, Dan proceeded along the stream until he came to a large natural meadow where two moose fed. A bald eagle flew overhead as Dan enjoyed the scene, and before long a fine rabbit stepped out from behind a log almost as a gift, it seemed. The sharp arrow did its work swiftly. Along with the few things he brought to eat, the rabbit would make a wonderful supper.

The next few days slipped by like leaves in a stream and Dan felt much stronger in body and mind as he soaked up the healing power of the woods. There was the sky overhead and the ground beneath him to enjoy, as well as trees and rocks dressed in many colors. He enjoyed everything, from an industrious insect to a slow-moving moose.


Finally it was time to go back. And that is what he would do now, thanks to the power of an awesome God who made the healing woods. ■





# THE BOW I CARRY by Wallace Renner

## The Two Bows I Carry



Wallace Renner's other bow, crafted by the "Master Bowyer," never appears in photos.

I carry two bows, one in my hand and the other in my heart.

The bow I carry in my hand is a self-made bow of hickory laminations sandwiched by fiberglass. I tillered this bow using a secret method developed by my close friend, Forest Prosser. It is fifty pounds in draw weight at my twenty-five inch draw and shoots point on for me at forty yards.

This bow has proved efficient and dependable on the hunt and is special because I made it myself. A special name, "Shooting Star," occurred to me one evening as I looked up and watched a star streak across the sky.

The bow that I carry in my heart is more refined. It has been tillered by the "Master Bowyer" and polished by the spirits of Ishi, Will Compton, Ben Pearson, Howard Hill, and many other archers of the past. It carries no file marks, has a draw weight which does not seem to increase as I age, and shoots its arrows straight to the mark every time. This bow rests as lightly in my heart as a freshly fallen leaf on a shady forest floor and is as real to me as the beautiful golden hue of a morning sunrise or the fullness of an autumn moon on a crisp, cool night.

I give special thanks that I am a two-bow man.

Note: Wallace Renner is Chaplain for the Howard Hill Championship Shoot.

### The Traditional Way by Fred Anderson

Get the book that everyone is raving about! Guaranteed to make you a better archer. Bows, Arrows, Quivers, Broadheads, Shooting Tips, Technical Stuff, Hunting Tips, Pioneer Archers, Philosophy, many original photographs, and Artwork. Over 265 absorbing pages and much, much more. Send Now! \$19.95 (plus \$3.00 S&H).

THE TRADITIONAL WAY  
The Message and Heritage of Archery



by FRED ANDERSON

Money Back Satisfaction.

Tox Press  
750 Krabbenhoft • Grapeview, WA 98546 • 360-426-8634



Over 50,000 shafts in stock for quick delivery

We've Got Port Orford Cedar Shafts For You.

- ▶ **Parallel or Tapered Cedar Shafts**  
(Diameters available: 5/16", 11/32", 23/64")
- ▶ **Easton Aluminum Shafts**  
(Gamegetter, XX-75, & Classics )
- ▶ **Custom Arrow Building Supplies**
- ▶ **Broadheads & Field Points**
- ▶ **Dacron / Nylon / Fast Flight**
- ▶ **Popular Archery Books & Videos**
- ▶ **Martin Recurves & Longbows**

Now Available TrueFlight Feathers

CALL TODAY

**STAR'S ARCHERY**

22523 SR 613 W,  
Oakwood, OH 45873

Send SASE or  
Ph: (419) 594-2109  
or (419) 594-3712

Dealer Inquiries  
Welcome



## FROM THE FIELD

**F**rom the Field is your chance to share a favorite bowhunting anecdote, a personal insight into bowhunting, an interesting photograph, or whatever else strikes you out in the field.

**\$25**

*Longbows & Recurves* will pay twenty-five dollars for published anecdotes and/or photographs. Send to: From the Field, *Longbows & Recurves*, 1828 Proper Street, Corinth, Mississippi 38834-5199.

Happy hunting and stay in touch!

### The Smell of Success

He hoped his scouting had paid off. Shredded trees and a large scrape off to his left indicated the location's potential. As Buddy English of Minot AFB, North Dakota approached his tree stand, he could smell the familiar, pungent aroma of rutting bucks.

Just before shooting light arrived, he rattled antlers and gave several aggressive grunts. A large buck approached from about forty yards. Buddy slowly rose in anticipation of a shot. When the buck reached fifteen yards, he brought his recurve to full draw and loosed the arrow.

The shot felt good but he was unable to see the flight of his arrow and was concerned that maybe he hit a limb or shot too low, wounding the buck. In desperation, he brought the rattling antlers together again to see if the buck might return. Noise from the direction the quarry had run caught his attention. He thought that perhaps he was going to get another chance when, from the bushes stepped a small six-pointer. The young buck helped him pass the half-hour wait to check for signs of a hit.

While climbing down, Buddy decided to circle the wood lot and see if he could pick up an exit trail. Having no luck, he started making small zig-zags inside the trees looking for blood. He was surprised when he almost stepped on his buck forty yards from the stand.

Dragging the heavy nine-pointer out of the woods, he again smelled the scent of rutting bucks and considered the day a success.



*Buddy English (left) and Chuck Sansom are pleased with the results of a successful hunt.*



## Good Medicine for Life

*Tim Golder of Cochranville, Pennsylvania explains the "medicinal value" of an occasional foray into the forest.*

I am anxiously awaiting the first signs of spring and the opportunity to attend one of the many traditional archery festivals that have become such a large part of my summer plans. These long weekends not only provide me with the opportunity to rub elbows with some of the finest archers around, but allows me to test bows I have always dreamed of shooting. Beyond the great friends we encounter, we are also given a chance to live the life we wish we could... if only for a few days.

Now, I'm not talking about a two-day shoot at a local club. I'm speaking of the three to four-day shoots where evenings are spent around the campfire and days with a quiver of arrows upon our back. No business worries, no traffic, and no time clocks. Just a group of family and friends spending outdoor quality time together.

Following one of these short term getaways, a very good friend of mine made a comment that not only changed the way I view these festivals but changed my outlook on everyday life. In so many words he said, "This weekend was like everyday living to the Indians."

The next day I noticed approximately fifty tents scattered about in an open field. A few friends camped over here, a single tent over there, and a dozen or more family units. The kids, who only met a few days before, were all racing back and forth laughing and joking, without a care in the world. Some folks were cleaning up from breakfast, while others were out and about with bow in hand. Everyone was at peace with themselves and those around them. No crime, no Internet. No this, that, and the other. Just living life simply.

No matter how much change takes place in man and his world, some things just don't change. Life was meant to be much more simple and it's a shame that most of us don't realize it until late in life. So the next time your day at the office seems to be the worst yet, remember your family, your friends, the natural world around you, and the fact that life rises and falls as quickly as a well shot arrow... and if it's up to me, I am surely not going to short draw.



*Cathy Golder and son, Timmy, participate with the best of them at the Eastern Traditional Archery Rendezvous in Pennsylvania.*



*Timmy Golder, age five-and-a-half, lets an arrow fly under Dad's supervision.*



## MORE FROM THE FIELD



*With fifty young Boy Scouts getting their first taste of 3-D archery shooting recently in northeast Mississippi, our longbow way of life should have some new converts.*

### Boy Scout Native American Camporee

Karl Hudson of Corinth, Mississippi reports that Boy Scouts from a twelve county area of northeast Mississippi participated in a Native American games camporee at Sardis Reservoir. The events included fire starting with flint and steel, tomahawk throwing, spear throwing, various races, and archery. Over three hundred young men participated in spirited competition during the two-day weekend. Additional credit was given to boys who slept in wigwams which they built themselves. The activities were designed to teach and present traditional skills that American Indians used to survive on a daily basis.

For many of the boys, it was their first contact with a longbow. Hitting the 3-D deer targets took a backseat to nocking, drawing, and releasing an arrow. The resulting smiles were the reward for the many adult volunteers. The only drawback was lost arrows. However, with fifty or more young men waiting to shoot, plenty of help was readily available. The sight of a group of Boy Scouts on their hands and knees foraging systematically for arrows across the range was very rewarding. They located the arrows and the spirited competition continued. A lifelong interest in archery often has modest beginnings.

### Virginia is for Bowhunting Lovers

The Traditional Bowhunters of Virginia (TBV), is composed of lively members "committed to just having fun," according to club president John Gresham. The club sponsors four 3-D shoots a year at locations throughout the state. Nonmembers are welcome at these events. In addition to the 3-D shoots, TBV members enjoy annual club hunts in the Allegheny mountains and fish shoots in both fresh and salt water.

TBV has a great idea for newcomers to traditional archery. The club will provide tips and advice on choosing the right equipment to fit the novice archer and also match him or her with a volunteer member for basic instruction. This sounds like a great way to encourage new traditionalists and build membership..

Several TBV members serve as instructors with the International Bowhunter Education Program and others assist the state game department in deciding on changes to hunting regulations and participating in game surveys.



## Diamondback Encounter

Ron Weatherman of Umatilla, Florida describes a roadside "moment of truth."

It was a hot, dusty Florida afternoon as I pulled off the dirt road from my house onto the hardtop highway. There on the edge of the pavement was a coiled rattlesnake. At first I thought he was dead, so I pulled off the road alongside of him to get a better look. As I looked down, a truck went by at the usual seventy miles per hour in the fifty-five miles per hour zone, and the wind rocked my little truck. I saw the snake withdraw a little more into his coil. He was a five-foot diamondback, and right in front of my house. I instinctively looked around for something that I might use to kill the snake. Nothing caught my eye. Another vehicle sped by and rocked my truck. I stared at the snake, and began to look at him in a different light.

It occurred to me, that here was an ancient predator and a bowhunter on the side of the road, both being buffeted by the wind of modern civilization passing us by. We were not so different, Mr. Snake and I. Both of us in our camo, misunderstood and besieged by people who wanted to eliminate us.

My thoughts drifted back through time, back along all the trails I have trod in a half century of putting down tracks in wild places. Not once has a rattlesnake ever tried to harm me, and I have stepped very close to many of his brothers. I thought of my encounter once with a cottonmouth. While bent over duck-walking through thick brush in a swamp, I came face-to-face with a rather large cottonmouth standing up about two feet high, waiving his head back and forth with his jaws open. He was telling me, "Hey, here I am, don't step on me." We both went our separate ways, slowly and peacefully.

I thought of that ancient story of how the rattlesnake received his rattles—so he would not have to hurt the people... and I felt at peace with the world. Wishing the snake good luck, I put the truck in gear and pulled out onto the highway.

## Olympic Caliber




Bob Wesley pauses with Lloyd Brown, 1996 Olympic Coach, at The Whisperin' Pines Archery Range in southern Mississippi. Lloyd was trainer to 1996 gold medalist, Justin Huish.

## "Ocala Boogerman"



Jerry Hill succeeded in taking this eleven-foot, ten-inch, seven-hundred-pound gator on the Salt Springs Run in Ocala National Forest.

## Me and Ol' Buck



George Stout hunts the woods of Pennsylvania with Ol'Buck, his lemonwood longbow.



# Outdoor Trivia

**G**ot a perfect score on the first outdoor trivia quiz? The second set of thirty questions to test your knowledge about the out-of-doors and archery history might be a bit tougher. Answers are on page 69.

1. Who wrote, "I shot an arrow into the air. Where it fell I know not where."?

2. What do you call a female fox?

3. Where does balene come from?

4. During the first quarter of the moon, is the concave side on the left or the right?

5. From what type of wood were most Turkish flight arrows made?

10. Do armadillos have any hair on their body?


11. Who made the Sparton MK II recurve?

12. Who was the Wisconsin bowhunter who wrote the booklet entitled "Trailing Tips"?

13. The original Pearson Switchblade broad-head came in four colors. Green, brown, white, and what?

6. What is another name for a gnu?

7. Actress Goldie Hawn's husband is an active bowhunter. What is his name?



8. M'Bogo is African for what big game animal?

9. What is the proper name for a buck deer's lip curl?



14. What actor hunted polar bear with Fred Bear?



# Quiz PART II

BY GENE WENSEL

17. What well-known outfitter, writer, and bowhunter used to be a professional guitarist and singer for the New Christy Minstrels?

18. Jim Dougherty's sister-in-law was a well known bowhunter twenty years ago. What is her name?

19. What tribe was Ishi from?

20. Who was the first archery editor for *Outdoor Life* magazine?

21. "Chief" Compton was taught to shoot a bow by American Indians. What tribe?

22. What is the proper name for the fear of being in a very high tree stand?

23. What does the name Rothhaar mean in Dutch?

24. What state licenses the most bowhunters?

25. What well-known traditional bowhunter and author is a direct descendent of Martha Washington?

15. What was the cost of a nonresident Colorado deer/elk combo license in 1975?

16. What type of wood did Art Young make his arrows out of for his Alaskan adventures?

26. What is the ancient term used when referring to messing up the webbing of feather fletching?

27. Who invented the Bitzenberger fletching jig? (First name)

28. What was the original name for archery golf?

29. What year did Colorado go "either/or"?

30. Who was the famous narrator for Howard Hill's movie shorts?



# CLUB LISTINGS

Please send Longbows & Recurves™ your updated local and state club information to include in our next issue.

## ALABAMA

*Alabama Society of Traditional Bowmen*, John Kimbrell, 334-361-8261  
*Montgomery Bowhunters Club*, Bill Powell, P.O. Box 1367, Montgomery, AL 36102, 334-277-7592  
*Traditional and Primitive Archers of Alabama*, Troy D. Breeding, 981 Union Road, Somerville, AL 35670, 205-778-8871

## ALASKA

*Alaska Bowhunters Association*, Libby Ludvick, P.O. Box 935, Homer, AK 99603-0935, 907-235-5602  
*Traditional Archers of Alaska*, Mike Stevens, 19927 Kalka Circle, Eagle River, AK 99577, 907-694-7923

## ARKANSAS

*Traditional Bowhunters of Arkansas*, Joe Clark, P.O. Box 1517, Little Rock, AR 72203-1517, 501-834-8883  
*Ozark Traditional Bowhunters*, John Wolf, 4322 Beaver Lane, Fayetteville, AR 72704-5535, 501-575-0784

*Bowfishers of Arkansas*, James Howey, 18212 Thomas Trail, Little Rock, AR 72206, 501-565-9656  
*Bowfishing Association of America*, Danny Nichols, 619 Elk Court, Monticello, AR 71655, 501-367-2554

## ARIZONA

*Traditional Archers of Arizona*, Scott Darnell, 315 E. Leah Lane, Gilbert, AZ 85234, 602-545-5759  
*Archers Who Care*, Jim Schultz, 16144 E. Palisades Blvd., Fountain Hills, AZ 85268, 602-837-3119

## CALIFORNIA

*Junior Bowhunter Program, National Field Archery Association*, Esther Rodighero, 31407 Outer I-10, Redlands, CA 92373, 909-794-2133  
*Longbow Hunters International*, Mel Toponce, 1953 Countrywood Court, Walnut Creek, CA 94598-1015, 510-938-2721

*St. Sebastian's Renaissance Guild*, Travis Fletcher, 2200 Carbine Court, Elverta, CA 95626, 916-991-7905

*Traditional Archers of California*, Robert Lawson, 6109 26th Street, Rio Linda, CA 95673-4608, 916-991-5350  
*National Field Archery Association*, 3175 Racine Drive, Riverside, CA 92503, 909-794-2133

## CANADA

*Traditional Bowhunters of British Columbia*, Bob Marchand, 487 Poplar Point Drive, Kelowna, British Columbia, V1Y 1Y2, 250-712-1100  
*Willow Ridge Traditional Bowhunters*, Jeff Barker, 2823 Howell Drive E., Regina, Saskatchewan, Canada S4N 6G1, 306-789-8859  
*Traditional Bowhunters of Manitoba, Inc.*, Ron Missyabit, 338 Victor Street, Winnipeg, Manitoba, Canada R3G 1P6, 204-772-8585

THE **US**   
**ARCHER**®

Free Book ...



7315 N. San Anna Drive  
 Tucson, AZ 85704 USA  
 Phone (520)742-5846  
 Fax (520)742-0027

For a limited time  
**Professional Archery Techniques**  
 By Kirk Ethridge  
 with New Subscription

In the USA:  
 1 Year \$19.50  
 2 Years \$32.50  
 3 Years \$45.00  
 In Canada & Mexico:  
 1 Year \$25.00  
 All other countries:  
 1 Year \$35.00

Payment enclosed \$ \_\_\_\_\_ or  
 Please charge \$ \_\_\_\_\_ to my ☐ Visa ☐ Mastercard  
 Card Number \_\_\_\_\_  
 Expiration Date \_\_\_\_\_  
 Name \_\_\_\_\_  
 Address \_\_\_\_\_  
 City \_\_\_\_\_ State \_\_\_\_\_ Zip \_\_\_\_\_  
 Phone \_\_\_\_\_ Fax \_\_\_\_\_



—R. STUBLER—

"It's me Doris, your husband."



**Traditional Bowhunters of New Brunswick,**  
John Grenier, P.O. Box 111, Dalhousie,  
New Brunswick, Canada E0K 1B0, 506-  
684-4638

**Traditional Archers Association of Nova  
Scotia,** Bernard A. Clancey, 22  
Cheswood Drive, Dartmouth, Nova  
Scotia, Canada B2V 2E1, 902-462-0671  
**l'Association des Archers Traditionnels du  
Québec,** C.P. 2025, Ste-Gertrude, Ville  
de Bécancour, Québec, Canada G0S 2S0

#### COLORADO

**Colorado Traditional Archer's Society,** P.O.  
Box 4262, Grand Junction, CO 81502-  
4262, 970-242-4725

**National Archery Association of the U.S.,**  
Robert C. Balink, One Olympic Plaza,  
Colorado Springs, CO 80909, 719-578-  
4576

**National Bowhunter Education Foundation,**  
249-B East 29th Street #503, Loveland,  
CO 80538, 970-635-1994, e-mail:  
nbef@frii.com

#### DISTRICT OF COLUMBIA

**Congressional Sportsmen's Foundation,**  
G.J. Thomas Sadler, Jr., 1730 K Street,  
NW, Suite 1300, Washington, DC  
20006, 202-785-9153

#### ENGLAND

**Society for the Promotion of Traditional  
Archery,** Hillary Greenland, 14 Upton  
Road, Southville, Bristol, England BS3  
1LP, 44-117-963-4197

#### FLORIDA

**Fred Bear Sports Club,** Frank Scott, 4600  
S.W. 41st Blvd., Gainesville, FL 32608,  
352-376-2411

**Traditional Bowhunters of Florida,** Ron  
Weatherman, 21936 Freeman Drive,  
Umatilla, FL 32784, 352-669-5636

#### GEORGIA

**Traditional Bowhunters of Georgia,** Joey  
Buchanan, 4476 Debracy Place, Tucker,  
GA 30084, 770-270-9424

**Robin Hood Archery Club,** John Hood,  
2915 Cade Circle, Elberton, GA 30635-  
5733, 706-283-4878

**North Georgia Traditional Bowhunters,**  
Mickey Wilson, P.O. Box 3148,  
Gainesville, GA 30503, 770-534-3399

**Kennesaw Archery Club,** Gary Petherick,  
P.O. Box 1751, Kennesaw, GA 30144,  
770-345-2170

**Rocky Comfort Bowhunters,** 926  
Peachtree Street, Louisville, GA 30434,  
912-625-7514

**Thomson Field Archers,** P.O. Box 1803,  
Thomson, GA 30824, 706-595-7322

**Gwinnett Archery Association,** P.O. Box  
870926, Stone Mountain, GA 30650,  
770-513-3646

**Ogeechee Bowmen,** 113 Suncrest Blvd.,  
Savannah, GA 31410, 912-925-8214

**Hard Labor Creek Bowhunters,** 160 N.  
Main Street, Madison, GA 30606, 706-  
342-4864

**Okefenokee Bowmen,** P.O. Box 1874,  
Waycross, GA 31501, 912-449-6370

**Junior Olympic Archery Development,  
National Archery Association,** 295 Old  
Farm Road, Fayetteville, GA, 31215,  
770-460-0513

#### IOWA

**Iowa Traditional Bowhunters,** Gene Winter,  
1216 Rainbow Drive, Waterloo, IA  
50701, 319-234-0292

#### IDAHO

**Idaho Traditional Bowhunters,** Doug  
Chase, 4507 N. Anchor Way, Boise, ID  
83703-3168, 208-336-6761

#### ILLINOIS

**Illinois Traditionalists,** Jeff Carr, Box 166,  
Hildago, IL 62432-0166, 618-793-2005

**Southern Illinois Traditional Bowhunters,**  
Larry Hughes, 174 Rock Springs Road,  
Makonda, IL 62958, 618-529-2818

**Primitive Archers of Illinois,** Gordon  
Holmes, 48 S. Broadway, Winchester, IL  
62694, 217-742-3659

#### INDIANA

**Indiana Traditional Bowhunters  
Association,** O. J. Cornett, 2810 N. Slab,  
Austin, IN 47102, 812-752-6264

#### KANSAS

**Kansas Traditional Archers Association,**  
Kip Hoffman, 9812 Hwy. K177, Alta  
Vista, KS 66834, 913-499-6328

#### KENTUCKY

**Bearhill Traditional Archers,** Howard L.  
Rogers, General Delivery, Hazel, KY  
42049-9999, 502-492-8505

#### LOUISIANA

**Bayou State Bowhunters Association,** Nita  
Barnette, 1022 Featherston, Homer, LA  
71040, 318-927-3915

**Louisiana Traditional Bowmen,** Troy  
Laurent, P.O. Drawer 160, Morganza, LA  
70759, 504-694-2223

**Many Archery Club,** Bud Frey, 1104 Maple  
Avenue, Many, LA, 71449, 318-256-  
5769

#### MAINE

**Maine Traditional Archers,** Bob Jacobson,  
2179 Eastern Road, Warren, ME 04864,  
207-273-2235

#### MARYLAND

**Traditional Bowhunters of Maryland,** Bill  
Hassenmayer, 28650 Mt. Vernon Road,  
Princess Anne, MD 21853, 410-651-  
2259

**NEW! Custom Longbows & Recurves  
by Bob Lee & Big East**

**J & M Traditions**



R.D. #2, Box 413 • Sunbury, PA 17801  
(717) 286-7887

All Traditional Supplies. Port Orford Cedar;  
Breast Tapered, Matched or Bulk. New & Used  
Bows - \$1.50 for Bow List.


**Traditional Archery**

Custom Cedar Arrows  
Flemish Bow Strings

 **SR&K**

Call for Orders • Allow 2 Weeks for Shipping  
**(207) 935-2369**  
188 Main St. • Fryeburg, Maine 04037

-custom → → →

 **Tomahawk  
Bows**

BY DALE KARCH

**DMJ ARCHERY, LLC**

**Custom Recurves**

Bow Repair & Refinishing

**TRADITIONAL ARCHERY SUPPLIES**

Free Catalog

**920 / 295-4677**

DMJ Archery (LR)  
W4830 Village Acres Lane  
Princeton, WI 54968  
<http://www.flddotnet.com/~bows>

**DIXIE**

**EVERYTHING  
YOU NEED  
FOR**

**THE HUNT**

**DIXIE GUNWORKS** has been the leading source for black  
powder hunting supplies for over 40 years. With 800 pages and  
more than 8000 items, the new **1998 DIXIE** catalog offers one  
of the largest selections of black  
powder guns, accessories,  
replacement parts, and rare  
antique gun parts in the  
world. **DIXIE** is also the  
leading source of authentic  
hunting supplies, clothing,  
tools, camping equipment,  
and firearms from colo-  
nial America through  
the 19th century.

**CALL TODAY!**

Catalog **\$5.00**      **ORDERS ONLY:**  
Shipped C.O.D. **\$8.50**      **800-238-6785**

**DIXIE GUNWORKS, INC.**  
DEPT. PO BOX 130, UNION CITY, TN 38281

**INFO: 901-885-0700      FAX: 901-885-0440**



## MASSACHUSETTS

*St. Sebastian Archery Society*, Tom MacDonald, 2 Madison Street, East Weymouth, MA 02189, 617-335-3424, 617-335-1769

*New England Traditional Archery Association*, Dan Locke, 633 E. Washington #16, N. Attleboro, MA 02760, 508-643-2972

## MICHIGAN

*Superiorland Traditional Bowhunters*, Steve Turay, P.O. Box 26, Marquette, MI 49855, 906-485-5480

*Michigan Traditional Bowhunters*, 2020 S. Seven Mile Road, Midland, MI 48640, 517-835-1387

*Michigan Longbow Association*, Ron LaClair, P.O. Box 145, Pottersville, MI 48876, 517-645-7729

*Christian Bowhunters of America*, Dave Rose, 3460 W. 13th Street, Cadillac, MI 49601, 616-775-7744

## MINNESOTA

*American Archery Council*, James Shubert, 205 Pleasant Avenue, Park Rapids, MN 56470, 218-732-7747

*Pope and Young Club*, Glenn E. Hisey, P.O. Box 548, Chatfield, MN 55923, 507-867-4144

## MISSOURI

*Flatrock Traditional*, Brice Kelly, 3244 W. Lombard, Springfield, MO 65802, 417-742-5202

## MISSISSIPPI

*Mississippi Bowhunters Association*, Max Thomas, P.O. Box 16915, Hattiesburg, MS 39404-6915

*Mississippi Traditional Archers Association*, Jerry Kattawar, 36 Abide Drive, Greenville, MS 38701, 601-226-4831

## MONTANA

*Traditional Bowhunters of Montana*, Cris Fannelli, 1215 Pineview, Missoula, MT 59802-3240, 406-549-6771

*Professional Bowhunters Society*, Jim Chinn, 210 Green Acres, Butte, MT 59701, 406-494-4889

## NEBRASKA

*Nebraska Traditional Archers*, Lonnie Isles, P.O. Box 5, Plattsmouth, NE 68048, 402-296-9172, email: nebraska.traditional.archers@juno.com

## NEVADA

*Nevada Traditional Archers*, Mitch Sowl, 4486 Center Drive, Carson City, NV 89701-6711, 702-885-9584

## NEW HAMPSHIRE

*Club Pond Archers*, Bob Perry, P.O. Box 179, New Durham, NH 03855-0179, 603-859-4261

## NEW JERSEY

*United Sportsmans Association of North America*, Skip Myers, No. 1 Oak Avenue, Sewell, NJ 08080, 609-358-4891

*Traditional Archers of New Jersey*, Joel Riotto, 1020 Teaneck Road, Teaneck, NJ 07666, 210-833-0600

## NEW YORK

*Traditional Archers of Southern New York*, Bob Granato, 1 Garmany Place, Yonkers, NY 10710, 914-961-7390

## NORTH CAROLINA

*Carolina Traditional Archers*, Stroupe, 129 Pond Drive, Dallas, NC 28034, 704-263-4564

*Piedmont Traditional Archery Club*, Don Ward, 1626 Trollingwood Road, Mebane, NC 27302, 919-563-2682

*Sandy Ridge Bow Club*, P.O. Box 166, Bolivia, NC 28422, 910-253-7642

*Tarheel Traditional Archery Inc.*, Ben Graham, 9631 Vineyard Road, Mt. Pleasant, NC 28124, 704-436-2509

## NORTH DAKOTA

*Bowhunters of North America*, Albert Hartwig, P.O. Box 1702, Bismarck, ND 58502, 204-668-3234

## OHIO

*International Bowhunting Organization*, 3409 Liberty Avenue, Suite 201, P.O. Box 398, Vermilion, OH 44089, 216-967-2137

## OKLAHOMA

*Green Country Traditional Archers*, Don Scott, Rt. 2, Box 1-3, Claremore, OK 74017, 918-342-0081

*Oklahoma Longbowmen*, Grayson D. Garlett, Rt. 2, Box 134, Calumet, OK 73014

*Traditional Bowhunters of Oklahoma*, Tony Giordans, 11917 E. 27th Street, Tulsa, OK 74129, 918-665-8789

## OREGON

*Traditional Archers of Oregon*, Tim Hughes, 14225 Fanto Creek Court, Tigard, OR 97224, 503-620-8407

*Lost Art Bowhunters*, Al Kimery, 42626 S.E. Klinesmith Road, Sandy, OR, 97055-9608, 503-637-3144

*Saddle Mountain Traditional Archers*, Bob Bingham, Rt. 1, Box 641B, Astoria, OR 97103-9801, 503-325-9566

## PENNSYLVANIA

*Clay Lick Bowhunters*, Hocking Hills Bowhunters, Meeker Conservation Club, Ohio Society of Traditional Archers, Sugar Creek Archers, Hoot Gibson, 614-468-3422

*Pennwoods Traditional Bowhunters*, Mike Antonace, 362 Bagdad Road, Leechburg, PA 15656, 412-845-7674

*Seneca Tri-State Traditional Archers*, Bill Sisler, 314 Hainer Road, Amity, PA 15311, 412-883-2520

## TENNESSEE

*Ye Olde Fartes Traditional Archers and Sore Losers*, David Harris, 856 Cedar Springs Road SE, Cleveland, TN 37323, 423-479-6786

## TEXAS

*Traditional Bowhunters of Texas*, Bobby Buff, P.O. Box 1248, Sabinal, TX 78881, 210-988-2237

## UTAH

*Utah Wood Bow Club*, Dan Perry, Salem, UT 84653-0479, 801-423-2354

## VIRGINIA

*Traditional Bowhunters of Virginia*, John Gresham, 4616 Ladysmith Road, Ruther Glen, VA 22546, 804-448-1411

*Virginia Traditional Bowhunters Association*, Steve Wooten, 9700 N. Wagstaff Circle, Richmond, VA 23236, 804-674-0150

## WASHINGTON

*Traditional Bowhunters of Washington*, Jerry Krauth, 326 DeKay Road, Hoquiam, WA, 98550-9303, 360-532-6901

## WISCONSIN

*Wisconsin Traditional Archers, Inc.*, Dan Austreng, 229 Wahgouly Road, Sheboygan, WI 53081, 414-458-7567

**Longbows & Recurves**  
TRADITIONAL BOWHUNTING AT ITS BEST

# RIBTEK®

TM



130 grn

MORE SIZES & WEIGHTS  
SEND FOR BROCHURE  
130W

6 PACK ..... \$15  
PER DOZ ..... \$27  
Includes S & H

**HUNTER DISTRIBUTING**  
**1232 REDMAN BLVD.**  
**ST. LOUIS, MO 63138**

*Kindrick's Kustom Longbows*

Rob Kindrick, Bowyer

Call to discuss bow options.



MasterCard and Visa Accepted  
Write or call for a free brochure.

7455 Old Moon Road  
Columbus, GA 31909

(706) 596-1988



## Answers to Trivia Quiz pages 64-65

- |   |   |
|---|---|
| 1. Henry Wadsworth Longfellow                           | 16. Birch   |
| 2. Vixen  | 17. Russell Thornberry                                |
| 3. The roof or upper palate of a whale's mouth          | 18. Midge Dandridge                                   |
| 4. Left   | 19. Yana  |
| 5. Fir  | 20. G. Howard Gillelan                                |
| 6. Wildebeest   | 21. Sioux   |
| 7. Kurt Russell   | 22. Acrophobia (fear of heights)                      |
| 8. Cape Buffalo   | 23. Red hair  |
| 9. Flehmen  | 24. Michigan, followed closely behind by Pennsylvania |
| 10. Yes   | 25. Jim Chinn   |
| 11. Tice & Watts  | 26. Sprangle  |
| 12. Art Laha  | 27. Henry Bitzenberger                                |
| 13. Yellow  | 28. Indian golf                                       |
| 14. Cliff Robertson                                     | 29. 1974  |
| 15. Twenty-five dollars for non-resident deer/elk combo | 30. Ronald Reagan                                     |

# Longbows & Recurves

TRADITIONAL BOWHUNTING AT ITS BEST

Visit us at our new website:  
**[www.Longbows-Recurves.com](http://www.Longbows-Recurves.com)**  
 and virtually have a cup of coffee with us.



features e-mail  
subscriptions  
departments  
back issues  
ad index  
classifieds

# Longbows & Recurves

TRADITIONAL BOWHUNTING AT ITS BEST

## Back Issues

Order back issues of *Longbows & Recurves* now for your library.  
 Just \$5.95 each within the U.S. **ORDER NOW!**  
**CALL TOLL-FREE 1-888-732-8784.**

Order Form (please print) Check the box beside each magazine you wish to order.

Name \_\_\_\_\_

Address \_\_\_\_\_


City, State, Zip \_\_\_\_\_

Phone Number \_\_\_\_\_ Total Enclosed \$ \_\_\_\_\_

Method of Payment: ☐ Check ☐ Money Order ☐ VISA ☐ MasterCard

Credit Card # \_\_\_\_\_ Exp. date \_\_\_\_\_

Send payment (U.S. funds only) to: **Longbows & Recurves™**  
 1828 Proper Street • Corinth, Mississippi 38834-5199  
 Allow two weeks for delivery.



☐ Premiere: Winter 1996



☐ Spring 1997



☐ Summer 1997



☐ Fall 1997



☐ Winter 1997



# WILD GAME RECIPES

by Claire W. Stanley



## For the Good Shots

By hunters standards, dove season here in Mississippi was a little sparse, but the deer and squirrel seasons were much better. Dave Stewart includes two recipes for squirrel, one fried and one Brunswick Stew. We include a recipe for venison rib roast from *The Venison Cookbook*, one of the most complete and comprehensive cookbooks on venison written by Harold W. Webster, Jr. Sid Lacoste submits his deer sauce piquant for people who don't like the wild taste of deer meat. For those who do like the wild taste, cut back on the tomato sauce in Sid's recipe for a more "gamey" flavor. I found two delightful recipes in

*Southern Sideboards*, a fine old cookbook from 1978. One is for smoked venison and the other is for squirrel mulligan. Another recipe called Spicy Venison Stew is from an excellent cookbook called *Come On In*. A good crusty French bread and an ice cold beverage make for a delicious complement to this recipe. The turkey recipes came from *Wild About Turkey* published by the National Wild Turkey Federation. I hope your harvests this year are bountiful and you enjoy these recipes.

*Southern Sideboards and Come On In*  
P.O. Box 4709  
Jackson, MS 39296-4709  
800-380-2870

*The Venison Cookbook*  
Quail Ridge Press  
P.O. Box 123  
Brandon, MS 39043  
800-343-1583

*Wild About Turkey*  
The National Wild  
Turkey Federation  
800-THE-NWTF

## SPICY VENISON STEW

Serves four to six

*Note: Very well-trimmed beef chuck roast can substitute for the venison in this recipe. Or try adding 3/4 of a pound of cooked smoked sausage along with the squash and zucchini. Crusty New Orleans French bread and cold beverage make hearty cohorts for this hot and spicy stew.*

- 1 cup dried pinto beans, rinsed, and picked over
- 1 venison roast (3 pounds) well-trimmed, in 1 1/2" cubes salt and pepper to taste Spicy Seasoning Mix (see accompanying recipe)
- 3 tablespoons all-purpose flour
- 7 tablespoons vegetable oil, divided
- 2 large onions, diced
- 6 cloves garlic, minced
- 2 hot chili peppers with seeds, minced

- 3 tablespoons tomato paste
- 1 1/2 cups red zinfandel wine
- 2 cups beef stock
- 2 cups chicken stock
- 1 can tomatoes (28 ounces), drained, quartered
- 1 smoked ham hock
- 1/2 teaspoon dried red pepper flakes (optional)
- 2 red bell peppers, in 1 1/2" pieces
- 2 zucchini, in 1" thick wedges
- 2 yellow squash, in 1" thick wedges
- fresh cilantro, minced, for garnish

Cover beans with cold water and bring to a boil. Remove from heat, cover, let stand one hour, maintaining water level, then drain. Season venison cubes with salt, pepper, and two teaspoons of Spicy Seasoning Mix and toss well. Add flour and toss again to coat. In heavy, four-quart Dutch oven, brown venison in three tablespoons oil over medium-high heat. Remove meat, add two tablespoons oil to pot, and reduce

heat to medium. Add onions and all but two teaspoons Spicy Seasoning Mix. Toss to coat. Add garlic, hot peppers, and tomato paste and stir one minute. Add wine to deglaze. Add stocks, tomatoes, ham hock, and red pepper flakes (if desired) and bring to simmer. Add meat, beans, and remaining Spicy Seasoning Mix. Cover partially and simmer, stirring occasionally, until beans and meat are tender, one and one-half hours. Skim grease from stew and remove ham hock. Discard fat and bone from hock, cut meat into pieces, and return to stew. In remaining two tablespoons of oil, saute bell pepper, zucchini, and yellow squash over medium-high heat until crisp-tender, five to six minutes. Stir vegetables into stew and continue to simmer until just tender, five to ten minutes. Ladle stew into serving bowls and sprinkle with fresh cilantro.



## SPICY SEASONING MIX FOR SPICY VENISON STEW

*Yields 3 tablespoons*

- 2 teaspoons ground cumin
- 2 teaspoons ground coriander
- 2 1/2 teaspoons chili powder
- 2 teaspoons dried oregano, crumbled
- 1 1/2 teaspoons dried thyme, crumbled
- 1/4 teaspoon ground cloves
- 1/4 teaspoon ground allspice
- 1/4 teaspoon cinnamon

Combine all ingredients and blend thoroughly.

## SQUIRREL MULLIGAN

- 6 large squirrels, cut up
- 1 quart peeled tomatoes, chopped
- 1 pound butter or margarine
- 3 teaspoons salt
- 1 (17 ounce) can cream-style corn
- 6 medium potatoes, peeled and chopped
- 1 teaspoon red pepper
- 6 medium onions, chopped
- 3 tablespoons sugar
- 1 cup chopped celery
- 1 cup bread crumbs

Cook squirrels slowly in large pot with just enough water to cover the squirrels. Add butter and salt and cook until tender. Cool. Remove meat from bones and return to stock. Add potatoes, onions and celery. Cook slowly until vegetables are tender. Add tomatoes, corn, pepper and sugar. Bring to a boil. Simmer on low heat until mushy. Thicken with bread crumbs. Serve with green salad and garlic bread. Serves eight.

## SMOKED VENISON

- venison (any cut)
- 1 teaspoon black pepper
- dry wine
- sour cream
- 1/2 cup cooking oil
- hot pepper jelly
- 1/4 cup lemon juice

Marinate venison in wine for at least twenty-four hours. Prepare a light fire in covered grill. Place meat on spit and cook, basting with sauce made with oil, lemon juice and black pepper. When the meat gets warm, add wet hickory chips to the fire (and more briquets as necessary to keep an even heat). Smoke venison for three hours with continued basting. Remove meat from spit and baste with wine. Wrap in foil and allow meat to cool to room temperature. Reheat, when ready to serve, in foil for twenty minutes at 250 degrees fahrenheit. To serve, place a dab of sour cream and a teaspoon of hot pepper jelly on each piece of meat.

## VENISON FORGOTTEN RIB ROAST

- 1 (4 pound to 6 pound ) standing venison rib roast
- salt and pepper

Preheat oven to five hundred degrees. Rub salt and pepper on all sides of the roast. Cook for five minutes per pound for very rare. For medium-rare meat, add five minutes to the rare cooking time. For medium meat, add ten minutes to the rare cooking time. After cooking, turn the oven off: *do not open the door*, and let the roast rest in the oven for two to four hours. Serves four to six.

## DEER SAUCE PIQUANT

- 2 1/2 pounds onions, chopped
- 6 1/2 - 7 pounds deer meat
- 1 bunch green onions, chopped
- 2 10-ounce cans Rotel tomatoes
- 8 cloves garlic, chopped
- 1 8-ounce can V-8 juice
- 2 bell peppers, chopped
- 2 8-ounce cans whole mushrooms
- 5 ribs celery, chopped
- 1 handful green onion tops
- 2 small cans tomato sauce
- 1 handful parsley
- 2 bay leaves
- 1 can mushroom soup
- 1/2 cup Burgundy wine (optional)
- flour

Tony Chachere's Creole Seasonings

Saute onions, green onions, garlic, bell pepper and celery in oil or butter, in a deep pot with lid on, until tender (approximately forty-five minutes). Add tomato sauce and cook for thirty minutes. While seasoning is cooking, cut deer meat into bite-size pieces; season well and dredge with flour. Fry in hot oil in a deep pot with cover on to hold in the moisture. The meat should be well browned with a heavy gravy (thirty to thirty-five minutes). Add meat, Rotel and V-8 to seasoning pot and cook on low heat for one hour. Add mushrooms, mushroom soup, parsley, onion tops, bay leaves and wine (if desired). Season to taste and continue to cook on low heat for 1 1/2 hours prior to serving. Serves approximately fifteen.

## WILD RICE AND TURKEY CASSEROLE

- 1 cup wild rice
- 4 cups boiling water
- 1 pound mushrooms, sliced
- 1 medium onion, chopped
- 6 tablespoons butter, divided
- 2 teaspoons salt
- 2 teaspoons freshly ground pepper
- 3 cups diced wild turkey
- 1/2 cup sliced blanched almonds
- 3 cups turkey or chicken broth
- 1 1/2 cups heavy cream
- 3 tablespoons Parmesan cheese

Soak rice in water for one hour. Drain. Sauté mushroom and onion in one tablespoon butter until tender, about eight to ten minutes. Grease a three-quart casserole with one tablespoon butter, and add rice, mushroom-onion mixture, salt and next three ingredients. Lightly fold in broth and cream. Cover, and bake at 350 degrees for 1 1/2 hours. Remove cover, sprinkle with Parmesan, and dot with remaining butter. Raise oven temperature to 450 degrees and bake for an additional five minutes. Yields six to eight servings.

*We would love to hear from you. If you would like to submit a recipe, please send it to: Claire W. Stanley, LONGBOWS & RECURVES™, 1828 Proper Street, Corinth, MS 38834*



# A PARTING SHOT



graph by Jay Brown



# Pride In Tradition

Send \$2.00 for color brochure



- Parallel •
- Tapered •
- Cedar •
- Maple •
- Douglas Fir •
- Traditional •

Archer Art

42093 Carriage Cove Circle • Canton, MI 48187 • 313-844-1002 • fax 313-844-1745

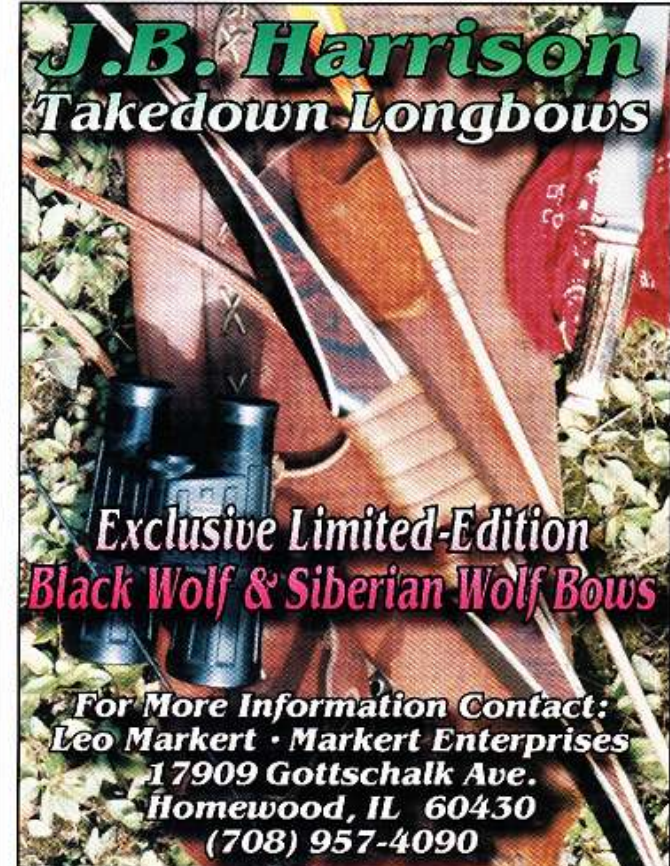
**THEY SAY PRACTICE  
MAKES PERFECT.  
WE'VE BEEN  
PRACTICING  
FOR OVER 10 YEARS.**



Dan Quillian with his record class 1992 grizzly taken with a 69" Longhunter, one of his many bow designs.



# J.B. Harrison Takedown Longbows



**Exclusive Limited-Edition  
Black Wolf & Siberian Wolf Bows**

**For More Information Contact:**  
**Leo Markert • Markert Enterprises**  
 17909 Gottschalk Ave.  
 Homewood, IL 60430  
 (708) 957-4090

**ARCHERY  
TRADITIONS**



**1-706-543-1893**

Customer Service  
 196 Alps Road  
 Athens, GA 30606

**1-888-872-7769**

Orders Only Please • Monday-Friday  
 11:00 a.m.-8:00 p.m. EST

Join the Tradition! Call or write  
 for more information (\$2)



Everything You  
Need From  
Tournament to  
Treestand™



# McMahon

TRADITIONAL ARCHERY

2 Commerce Park Blvd.  
Middleboro, MA 02346  
800-627-3199  
508-947-9114



## WE DO HAVE EVERYTHING YOU NEED

With over 800 different items listed in the catalog we do have everything you need for traditional archery.

## WANT HELP? TALK TO WORLD CLASS ARCHERS

Get professional advice on how to choose equipment for tournament archery and hunting from Easton Eagle Eye champion, Dan McMahon. We are all archers here, and some of the people who answer the phones are world class tournament archers.

## OPEN 7 DAYS AND EVENINGS!

Convenient hours. Order M-F 8am to 8pm, Saturday 12-8pm and Sunday 12-3pm.

## LIFETIME GUARANTEE

If you are ever unsatisfied with the quality or workmanship of a product you purchased from McMahon Traditional Archery, send it back for a full refund! In addition, any product you order may be returned in new condition within 30 days for a full refund.

## TRADITIONAL VALUES


Values. A simple word that carries a lot of responsibility. Responsibility like passing on marginal shots, good sportsmanship at tournaments, and a financial commitment to our sport. Last year the McMahon Eagle Eye contest raised \$5,000 for the Wildlife Legislative Fund of America.

## WHAT DOES ALL THAT SERVICE COST?


Nothing actually. Even with better guarantees and longer operating hours, a financial commitment to your sport and world class customer service, you will find our prices to be the best around. We guarantee it.



**FREE CATALOG**



WHITETAIL TACTICS  
WITH  
RECURVES & LONGBOWS



JIM HAMM

Call for your free catalog,  
or email your name and  
address to:  
catalog@mcMahonarchery.com  
Visit our WEB site at  
www.mcmahonarchery.com